



The regular meeting of the council of the Village of Hussar will be held in Council Chambers and via conference call on Thursday, January 11, 2024 starting at 7:00 p.m.

1. CALL TO ORDER

2. ACCEPTANCE OF AGENDA

3. DELEGATION

- (a) STARS – Glenda Farnden and Jackie Seely

4. ADOPTION OF THE PREVIOUS MINUTES

- (a) November 9, 2023 Regular Council Meeting
- (b) December 14, 2023 Regular Council Meeting

5. POLICY & BYLAW REVIEW

- (a) Bylaw Review
 - 554-23 Garbage Collection NEW
- (b) Policy Review
 - 2.3 Metal Detecting on Village Property & Map - Changes
 - 5.1 Office Hours of Operation - Changes
 - 5.2 Faxing & Photocopying Policy
 - 5.3 Rates & Fees
 - 7.1 Outstanding Utility Account Transfers to Tax Roll
 - 7.2 Outstanding Garbage Services Fees Transfer to Tax Roll
 - 7.3 Private Services Repairs Charged to Homeowner

6. BUSINESS

- (a) Campground Fees
- (b) Animal Bylaw Poll Results
- (c) Employee RRSP/TFSA vs. LAPP
- (d) Freedom to Read Week – Brought Back
- (e) Utility Rates – Brought Back
- (f) WFCSS Tax assistance
- (g) Invitation to endorse the Plant Based Treaty

7. FINANCIAL

- (a) December 2023 Bank Reconciliation and Cheque Listing

8. COMMITTEE REPORTS

9. CAO, PW & JG REPORT

10. CORRESPONDENCE

- (a) LGFF Allocations 2024
- (b) Letter to Elected Municipal Leaders - Minister Rebecca Schulz
- (c) Oil and Gas Property Tax Incentives Municipal Affairs Minister letter

- (d) Utility Safety Partners
- (e) 2024 Fortis Alberta Estimated Rates Letter 12-13-23
- (f) Webinar LGFF Allocations 2024
- (g) Provincial 2024 Equalized Assessment Report

11. ADJOURNMENT

Next Meeting: Thursday, February 8, 2024 (In Council Chambers and via. Conference call)



INSIDE THIS ISSUE:

New leadership at STARS

Road crew worker saved by STARS

Unprecedented response to
Manitoba highway tragedy

Carla Minogue
STARS Very Important Patient



HORIZONS

We provide critical care, **anywhere.**

New leadership at STARS focused on ensuring stability and critical care, anywhere



In September, STARS saw a leadership transition which introduced the third-ever president and CEO. While a leadership change can often be a major shift for organizations, Katherine Emberly's initial priority is to ensure the crucial work continues of protecting the health and safety of communities across the Prairies.

In her first few months on the job, Katherine has been busy meeting with community members, government officials, business leaders and STARS allies to listen to their ideas and deepen our partnerships. At the same time, she's been diving into understanding more about STARS' medical care and clinical operations, shadowing our highly trained staff. These conversations and activities enable STARS leadership and allies to make sound decisions for the future of critical care.

"STARS is a people and community focused organization. Our first priority is to build relationships," said Katherine. "We want to get out and continue to build our reputation in the community, say 'thank you' to the people that support us and ensure that we've got their support and partnership moving forward."

Right now, Katherine is working with the leadership team on critical projects for the stability and long-term success of STARS. As part of that goal, she is aiming to ensure we continue to be an organization of choice for our many donors and partners. Having stable and reliable funding allows our team to focus on the important work of providing critical care, anywhere.

"No matter where you sit in the organization and no matter what your job, there's an overarching acknowledgement that it takes all of

us," said Katherine. "I am so honoured to come into this organization that has such a clear and impactful purpose."

Katherine's additional long-term goals for STARS include continuing to lead industry transformation, forging stronger connections with corporate partners and supporting the growth in innovation and technology.

Beyond her work leading STARS' critical care mission, Katherine serves on the boards of Alberta Blue Cross, Calgary Economic Development and Axis Connects. Through her passion for equity, inclusion, and diversity, Katherine continually finds ways to give all contributors a voice and ensure that doors are open for everyone who works alongside STARS. As a mother of two teen girls, Katherine is excited to use her leadership position to be an example to women and girls across Canada.

Groundbreaking blood protocol launches in Manitoba

“This program has saved the lives of countless individuals.”

— **Nichole Bandura**
LABORATORY SUPERVISOR FOR HEMATOLOGY/
TRANSFUSION MEDICINE, MANITOBA SHARED HEALTH



THE TECHNOLOGY

The field of critical care changes rapidly, so STARS must stay on the leading edge of new advances in technology and medicine that can lead to better outcomes for our patients. One of the most effective tools that STARS provides onboard is blood for critical patients. This summer, an innovative protocol that ensures patients have access to life-saving blood products while being cared for by STARS, was introduced in Manitoba.

The Massive Hemorrhage Protocol (MHP) was initiated in Manitoba on June 30, 2023. It provides access to two new products that can help stop bleeding – one to reverse anticoagulation and the other to help blood clots form.

The protocol was first introduced in Saskatchewan in 2022 and is being used regularly to care for patients in that province.

“I think it’s the first of its kind in Manitoba,” noted Jennifer Fosty, a STARS flight nurse who helped lead the implementation of the protocol in partnership with Manitoba Shared Health.

STARS crews have brought blood along on missions since 2013. Initially, STARS stocked two units of type O negative blood. O negative is known as the ‘universal blood type,’ as it’s safe to be given to anyone – particularly helpful in a traumatic situation when a patient urgently needs blood and their blood type is unknown. Based on need, STARS increased onboard blood supply to four units in 2019.

The blood is carried in temperature-controlled coolers, and if it’s not used within 72 hours it’s placed back in the blood supply to avoid any wastage. STARS then receives fresh blood for the crew to use on the next patient who needs it.

STARS works closely with Manitoba Shared Health’s Blood Bank at Winnipeg’s Health Sciences Centre to ensure the MHP products are always on hand. The Blood Bank supplies STARS with MHP packages several times per week.

“If any products are used on a patient during transport, the Blood Bank is notified and quickly replenishes stock in order to have another MHP package in our hands, so that we’re ready for the next patient who may need it,” added Fosty.

It is another example of how STARS is a trusted partner in the delivery of critical care.

“STARS and the Blood Bank operate cohesively to ensure trauma patients are treated in a timely manner,” explained Nichole Bandura, laboratory supervisor for Hematology/Transfusion Medicine with Manitoba Shared Health. “STARS effectively communicates with the Blood Bank so both parties are prepared for the needs of incoming trauma patients. The rapid response of both STARS and the Blood Bank ensures the best care is provided to the patient.”

The partnership between STARS and the Blood Bank, driven by a spirit of innovation and a passion for finding

new ways to save lives, has made a real difference for patients.

“It is so important for critical patients to have access to blood products during pre-hospital transport,” said STARS’ Fosty. “The Massive Hemorrhage Protocol will definitely improve patient outcomes.”

“Having an organized plan of action and effective communications skills makes STARS and the Blood Bank a successful team,” added Manitoba Shared Health’s Bandura. “This program has saved the lives of countless individuals, ensuring the healthcare needs are met for Manitobans in some of the most traumatic situations.”

Stan Grad 1944 – 2023



One of STARS’ supporters and advocates, Stan Grad, passed away at the age of 78. Stan was a passionate ally and philanthropist who wholeheartedly supported STARS’ lifesaving mission. His fervent passion and dedication are key reasons for STARS becoming what it is today.

“I just want to say thank you to the sponsors and the donors and the partners for supporting STARS and supporting people like me.”

— Carla Minogue, STARS VERY IMPORTANT PATIENT

Road crew worker saved by STARS

City road crews are essential to navigable communities, but working right next to oncoming traffic comes with serious risks, as Carla Minogue knows all too well.

In May 2004, she was working as the designated traffic flagger for a road crew repairing a section of the Trans-Canada Highway in a rural community.

“I was holding the sign that said slow or stopping people if they needed to be stopped,” said Carla. “It was the end of the day, and I was picking up cones and putting them into the truck ahead of me and a car came out of the lane that was still open on the highway and hit me from behind. It then rear-ended the truck that was parked in front of me. I was somewhere in the mess of vehicles, and nobody really knew what to expect when they came to see me.”





THE CARE



THE PEOPLE



THE RESPONSE



THE TECHNOLOGY

As her crew members rushed to remove her from the wreckage, a call was placed to 911 who alerted STARS Emergency Link Centre that an air medical crew was needed.

"I remember being on the highway, on the pavement and hearing that STARS was coming and we were just waiting for the helicopter to arrive," said Carla.

"Highway landings are a common procedure for STARS crews, but you have to be careful because no landing is the same. There are a multitude of hazards whether its weather, visibility, wires, trees, or the condition of the landing area," said Greg Curtis, the STARS pilot who flew the helicopter on Carla's mission. "Doing it successfully is only possible through following our strong standard operating procedures and with flight crew being in constant communication with first responders on the ground. I'm glad we were able to be there for Carla."

Carla's injuries were life-threatening, with extensive injuries throughout her body.

"I broke two areas of my back, T five and six, which was a pretty serious break, and I had to have surgery. I have rods beside my spine now, holding it upright. I had a cracked pelvis and a broken foot and some damage to my knee, broken ribs, crazy bruises everywhere and probably a concussion of some sort from the impact. The impact was really strong, so strong that it blew my tied-up steel-toed boots right off my feet. They were found in the ditch later."

When severe spinal injuries occur, the smoother transit that a STARS'

helicopter provides is critical for the recovery of the patient, as a bumpy transit on the road can worsen the injury. In Carla's situation, the highway was shut down by local first responders so that STARS could land directly at the site of the incident, load Carla into the helicopter, and take her to a trauma centre.

By the time the helicopter arrived, paramedics on the ground had stabilized Carla's spine for transit, and the STARS crew was able to provide a smooth transit and essential critical care enroute to a major hospital. This collaborative approach prevented further injury and ensured that with the assistance of her medical team, once she recovered, she could walk on her own again.

Specific to spinal injury, the STARS Critical Care Medical Control Protocols have been developed to guide air medical crews on how to manage and transport potential spinal-injured patients. This includes how to immobilize and protect a potentially unstable spinal cord injury from any further damage during transport. The protocol has been developed and guided by nationally-accepted evidence.

"STARS uses evidence, accepted international guidelines, and a committee of physicians and researchers to develop evidence-based, best practice protocols for the treatment of spinal injuries," said Justin Mazzolini, STARS' Critical Care Medical Control Protocols lead. "Often patients with spinal injuries have associated traumatic injuries, so in addition to caring for the spinal injury, multiple treatments and protocols

may be employed by air medical crews to stabilize blood pressure, ensure adequate oxygenation and ventilation and rapidly transport patients to tertiary care."

Despite her successful recovery, Carla continues to deal with the lingering impact of her injuries. However, she is grateful for the impact that STARS has had on her life.

"I remember thinking, oh no, this must be really bad," said Carla. "But at the same time, having some reassurance knowing that I was going to be in the best hands, in the best care. I was very close to being paralyzed," said Carla. "I'm very grateful to STARS for taking such good care of me to keep me walking."

"I got to meet Carla 19 years after her accident," said Greg Curtis. "Getting to connect with her was one of the most meaningful visits of my entire career. It really was a treat to meet her."

Since her accident, Carla and her family have become even more involved with STARS, including volunteering their time to raise funds for STARS' critical care mission and spreading awareness of STARS' essential work.

"I just want to say thank you to the sponsors and the donors and the partners for supporting STARS and supporting people like me," said Carla. "Because without you, lots of us may not be here or maybe looking and feeling a lot differently than we are today, so thank you."



Municipal Hail Insurance understands the value and importance of planning for unforeseeable events in the future. Because of Municipal Hail Insurance's support for STARS, we can reach the next patient with an unforeseeable critical care emergency within Western Canada for generations to come. Since 2016, Municipal Hail Insurance has helped STARS to use any transportation and tools necessary to reach patients and deliver the care that can save lives.

Working together to save lives

STARS joins partners in unprecedented response to Manitoba highway tragedy



THE CARE



THE PEOPLE



THE RESPONSE



THE TECHNOLOGY



SASKATOON



FIXED WING PREPARES TO DEPART FOR BRANDON



LOADING PATIENT INTO STAR-9 HELICOPTER

SK

MB

REGINA



Brandon Staging Area



CARBERRY
Accident Scene

The morning of June 15 began like most others at the STARS Winnipeg base. The day crew started their shift at 7 a.m. and went through their daily checks to ensure they and their aircraft were ready for the next mission. Like many other days at the base, several off-duty crew members were also on hand taking part in the ongoing training that STARS regularly undertakes to keep their skills as sharp as possible.

Shortly before noon, however, a series of events would unfold that ensured that what started out as an average day would turn out to be one of the largest coordinated responses in STARS' history.

At approximately 11:35 a.m., a semi-truck collided with a passenger bus on a busy stretch of the Trans-Canada Highway near Carberry, Manitoba, roughly 170 kilometres west of Winnipeg. Given the amount of traffic that regularly travels through the area, local RCMP and first responders were notified almost immediately and were the first to arrive on scene.

Minutes after the collision occurred, a 911 operator alerted Manitoba's centralized dispatch centre – the Medical Transportation Coordination Centre (MTCC) – of the event. The MTCC immediately called STARS, alerting them of a potentially major event. This resulted in an automatic launch of STAR-7, the on-duty aircraft and flight crew in Winnipeg. They were in the air less than 12 minutes after the collision took place.

At the same time, numerous ground ambulances from the southwest region were also enroute to the scene.

Dr. Doug Martin, STARS medical director for Manitoba and a transport physician, was working that morning and was quickly pressed into action to help deploy and direct the aircraft and medical crew that would be required to transport a large number of patients.

Continued...



PATIENT TRANSPORT FROM STAGING AREA AT BRANDON AIRPORT




LOADING PATIENT INTO FIXED WING FOR TRANSPORT TO WINNIPEG



PATIENT HANDOFF FROM GROUND AMBULANCE TO STARS CREW

Portage la Prairie
One patient moved from Portage la Prairie



WINNIPEG
Critical patients transport to Health Sciences Centre

- STAR-7 (Winnipeg)
- STAR-9 (Regina)
- STAR-207 (FW/Winnipeg)
- STAR-208 (FW/Winnipeg)
- Lifeguard (FW/Saskatoon)
- Lifeguard (FW/Saskatoon)

Dr. Martin was one of four transport physicians on duty with STARS that morning. There was also a lead on-call transport physician and a second on-call transport physician overseeing STARS medical crew on the fixed-wing aircraft.

A fourth doctor, a senior resident in emergency medicine completing his very last month of training, was also with STARS that morning on an elective rotation.

"We very quickly determined that I was going to stay back and help coordinate the transport," explained Dr. Martin. The lead on-call transport physician and the senior resident doctor at the STARS base would deploy to the scene by air, while the second on-duty transport physician would handle any medical transport calls coming from elsewhere in the province.

Dr. Martin then jumped in his car and drove to the nearby Virtual Emergency Care and Transport Resource Service (VECTRS) operations centre. VECTRS is Manitoba Shared Health's centralized and coordinated source for clinical guidance and patient transport support. At VECTRS, Dr. Martin joined Dr. Rob Grierson, Shared Health's chief medical officer for Emergency Response Services, to help coordinate the inter-facility transport response to the accident.

Initial triage reports indicated that 10 patients were in either serious or critical condition. From Carberry, the nearest regional hospitals were in Brandon or Portage la Prairie. Most patients, however, were in a condition that required them to be taken to Manitoba's major trauma centre – Health Sciences Centre in Winnipeg. It became clear very quickly that more aircraft and more medical crews were needed to transport those patients.

With STAR-7 already dispatched from Winnipeg, Dr. Martin contacted the STARS Emergency Link Centre to connect with the STARS team in Regina, the next closest base. STAR-9 was then dispatched out of Regina and lifted off toward Manitoba shortly thereafter.

Meanwhile, back at the STARS Winnipeg base, efforts were underway to deploy additional medical crew via fixed wing aircraft. Grant Therrien, STARS provincial director, Manitoba operations, was leading these efforts.

"The STAR-7 crew had just been dispatched and our on-duty fixed wing medical crew were at the ready," explained Therrien. "We also had a clinical simulation happening at the base that day, so we had a number of additional air medical crew available. Dr. Martin phoned me and explained the situation and asked if we could not only send the on-duty crew, but if we could put together an additional team to travel on a second fixed wing aircraft."

"It was truly all hands-on deck, whoever could help, was assigned to help."

– **Grant Therrien, STARS Provincial Director, Manitoba operations**

Therrien's response to the request was simple and clear.

"Absolutely, we will."

With the on-duty fixed wing crew on their way in the first aircraft, Therrien then summoned all the off-duty medical crew members who were at the base and told them to get their flight suits on and start packing up additional supplies. Their clinical simulation day was about to become a major, real-life mission.

Therrien, who also serves as a STARS flight paramedic, assembled an additional five medical crew members – including himself – to travel on the second fixed wing aircraft. When they arrived at the hangar to load the second aircraft they learned that, because of the space taken up by the onboard stretcher, there were only enough seats for four medical attendants. Without hesitation, one of the STARS flight paramedics volunteered to be strapped to the stretcher for the flight to ensure that they could all be there to help in whatever way they could.

At the scene of the incident, STAR-7 had arrived from Winnipeg and the crew immediately began providing critical care to one of the patients. Dr. O'Leary, the physician who was also onboard STAR-7, began checking in with all other ground ambulance crews and first responders to assist with their patients.

"It was truly all hands-on deck," said Therrien. In addition to the STARS crew, there were first responders on the scene from local EMS services across southwestern Manitoba, area fire departments, and the RCMP. "Whoever could help was assigned to help."

"I want to acknowledge all of the first responders, including volunteer responders, ground EMS, and RCMP that were the first to arrive on scene," added Therrien. "They arrived at a chaotic, devastating scene, and they did incredible work both prior to our arrival and in working together to care for as many people as possible."

Before long, STAR-7 departed with the first patient from the scene to Health Sciences Centre. With the two fixed wing aircraft enroute from Winnipeg and STAR-9 on the way from Regina, ground ambulances began transporting patients to the nearest major hospital. Most patients were transported to the Brandon Regional Health Centre, with two other patients taken by ambulance to the hospital in Portage la Prairie.

In addition, two patients were transported by ground directly to the Brandon Airport, which would become the staging area for patient transport. There they were met by the two fixed wing aircraft which had arrived in Brandon and were waiting to transport them immediately back to Winnipeg.

The Brandon Regional Health Centre, western Manitoba's major health centre, had received five critically injured patients in the span of 30 minutes. To assist with this influx of critical patients, several STARS crew members who were not yet transporting patients travelled to the hospital in Brandon.



Grant Therrien
STARS Provincial Director, Manitoba Operations

Grant is also an active STARS flight paramedic and was stationed at the Brandon Airport as on-site transport coordinator.



Dr. Doug Martin
STARS Medical Director, Manitoba

One of the transport physicians on duty, Dr. Martin was stationed at the VECTRS centre, working with Shared Health to coordinate the critical care transports.

They worked alongside the Brandon medical teams in stabilizing these critical patients in preparation for onward transport to Winnipeg. They also provided a clear line of communication to both Therrien, who was coordinating the staging area at the Brandon Airport, and to the team at the VECTRS centre in Winnipeg who could then relay information to the trauma teams who were receiving patients at Health Sciences Centre.

Coordinating the transport of the remaining patients from Brandon was the next task for Drs. Martin and Grierson and their team back at the VECTRS centre. It is common for neighbouring jurisdictions to provide additional support in a major incident such as this. In addition to STAR-9 from Regina already responding, more help was required. With all the critical care transport assets in Manitoba in use, a decision was made to request additional help from Saskatchewan from which two Lifeguard fixed wing air ambulance aircraft and crews were dispatched – including an additional STARS transport physician from Saskatoon – to the Brandon Airport.

As the aircraft from Saskatchewan began to arrive in Brandon, they were subsequently loaded with patients who had been stabilized at the Brandon hospital and departed again to transport them to Winnipeg.

Dr. Martin shared that the final transport tied to the accident came later that afternoon when STARS was dispatched for an inter-facility transfer from the hospital in Portage la Prairie. “A patient who had been initially transported by ground from the scene to Portage la Prairie had now worsened and required critical transport to Health Sciences Centre.”

And so, the crew of STAR-7, who were the first aircraft dispatched to the accident scene more than five hours earlier, launched once more to transport the last patient to the trauma centre in Winnipeg. As they returned to base early that evening, the magnitude of the day’s events was clear.

The tragic incident at Carberry was one of the largest scene responses in the history of Manitoba. As we honour and remember the lives that were lost, we recognize the efforts of so many who did everything they could to save as many lives as possible.

When all was said and done, a total of six aircraft and 20 STARS crew members travelled either to the scene or to Brandon to care for and transport critically injured patients that day. STARS was one of the many organizations who were involved in the enormous, multi-agency response to this tragedy.

STARS salutes the invaluable efforts of Manitoba Shared Health, the RCMP,

Carberry North Cypress–Langford Fire & Rescue, Prairie Mountain EMS, Brandon Emergency Services, the Brandon Regional Health Centre, Manitoba VECTRS, the Manitoba Medical Transportation Coordination Centre, Vanguard Air, Saskatchewan Air Ambulance, and Winnipeg EMS.

We also recognize the 20 STARS crew members who were involved in our response, including seven flight paramedics, five flight nurses, four transport physicians and the four pilots who flew STAR-7 and STAR-9. These crew members have been thoroughly supported in the aftermath of this tragedy, given the difficulty of the scene and the value that STARS places on the mental health and wellbeing of our team.

“This was certainly one of the most difficult days we have experienced, not only as a medical and first responder community, but for the province as a whole,” stated Dr. Martin.

“It was one of the most challenging missions any of us will ever face, but it’s what we train for,” adds Therrien. “I’m proud that we were able to work together to save so many lives that day.”

Following her passion for medicine, ER doctor joins STARS



THE CARE



THE PEOPLE



THE RESPONSE



THE TECHNOLOGY

“I wanted to be able to assist people in an emergency, to help them with that crisis in their life. I thought of it as very fulfilling.”

— Dr. Darla Palmer, STARS TRANSPORT PHYSICIAN



“Becoming a mom shifts so many things and changes the dynamics of your job.”

— Dr. Darla Palmer, STARS TRANSPORT PHYSICIAN

There’s something about a calling, a passion for a profession you just can’t ignore. Dr. Darla Palmer couldn’t deny the ambition to serve. It lived inside of her from the time she was a young girl, living in the community of Souris in rural Manitoba.

“When I was 13 years old, I lost my house in a fire,” recounted Dr. Palmer. “That certainly drew my attention to the importance of having fire services in rural communities.”

The loss of the only home she knew and the compassionate care she received from first responders that day left an indelible mark. She wanted to help people in the same way she was supported.

“I wanted to be able to assist people in an emergency, to help them with that crisis in their life. I thought of it as very fulfilling.”

As soon as she was able to immerse herself in emergency services, Dr. Palmer seized the opportunity.

“When I was 17, I joined the fire department as a junior member. When I turned 18, I was able to start going on calls,” Dr. Palmer said.

She also grew up with a role model, her stepfather, who served as an emergency medical technician (EMT).

“I watched him being on call and hearing the pager go off around the clock. It certainly inspired me.”

Dr. Palmer recalled. “I always remember being aware that what he was doing was so vital and important. I wanted to be a part of that.”

Dr. Palmer joined the Canadian Armed Forces and served for years before she was nudged towards her true calling.

“I started in artillery and after working there for several years, I was encouraged by some of the military leadership who saw my potential to apply for a medic position. I became involved in the civilian side and was licensed as an EMT,” she said.

It was a gratifying part of her life journey, but she wanted to do even more. She continued working as an EMT while pursuing medical school.

“Eventually I decided to apply for medicine. There was something about it I was just drawn to.”

Dr. Palmer currently works in the emergency department at the Health Sciences Centre in Winnipeg and has recently completed her residency in emergency medicine.

“I’ll begin working with STARS after I graduate in November,” Dr. Palmer said. “I will be assisting with the logistics of transporting critically ill and injured patients in the province, in addition to providing consultant advice to other medical professionals.”

She will be on-call to oversee missions and, at times, travel on board the flights.

“There will be situations where I will fly with the air medical crew to provide direct hands-on patient care.”

She is looking forward to the challenge, which she attests is a full circle moment.

“STARS is a way of bridging critical care and timely care to patients that live in rural areas,” she affirmed. “I think all people are deserving of timely health care, regardless of their place of residence.”

Dr. Palmer is also embracing the responsibility of being a parent. She is a new mother and is balancing her career with her 13-month-old son at home. Motherhood has brought a renewed purpose to her work, merging her personal and professional life.

It reinforced the parallels of selflessness, devoting her life to her patients and her new family.

“My career has taken on a whole different meaning. Certain calls and patient cases just hit differently,” she said. “Becoming a mom shifts so many things and changes the dynamics of your job.”

She admires what STARS represents and is humbled to be a part of the crew that saves lives.

“Just the thought of being able to provide comprehensive, timely, critical care to patients, regardless of their location, just drives me to provide the best patient care possible.”

**Purchase your 2024
calendar today at
starsgear.ca**

When you support STARS,
you enable us to deliver critical
care, anywhere it's required.
You propel our innovation,
allowing us to deliver leading-
edge care that saves lives.



\$30



STARS Horizons | Fall 2023
Return undeliverable items to:
1441 Aviation Park NE
Box 570, Calgary, Alberta T2E 8M7
Unsubscribe at newsletter@stars.ca

stars.ca

STARS Delegation Request Jan 11

Kimberly Holbrook <kholbrook@stars.ca>

Mon 2023-12-11 5:08 PM

To:Village Office <office@villageofhussar.ca>

Good Afternoon,

I am reaching out to you on behalf of STARS Senior Municipal Relations Liaison, Glenda Farnden, and our new Municipal Relations Liaison Southern Alberta, Jackie Seely. It has been a year since Glenda's last update to Council and I would like to book in for an update to Council in the new year.

Glenda and Jackie will be in the Village of Hussar area on January 11th, 2024 and are hoping to bring a STARS update presentation to Village Council that day.

Please let us know if there is availability for the update presentation on January 11th at 7pm.

If you have any questions, or require more information, please let me know.

Thank you and take care,

Kimberly Holbrook

Foundation Administrator

STARS

kholbrook@stars.ca

t: 403 516 4822

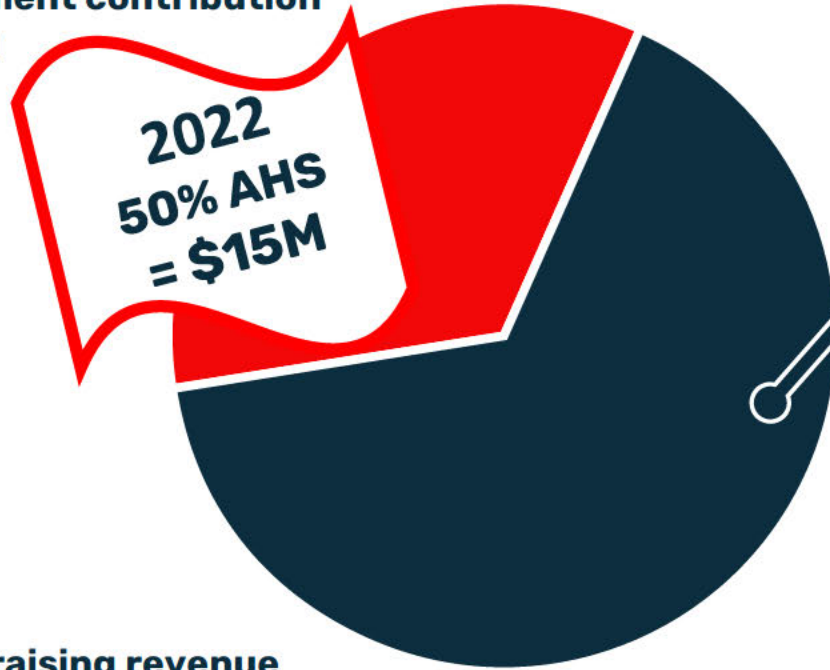
**CRITICAL CARE,
ANYWHERE**

 **STARS**®

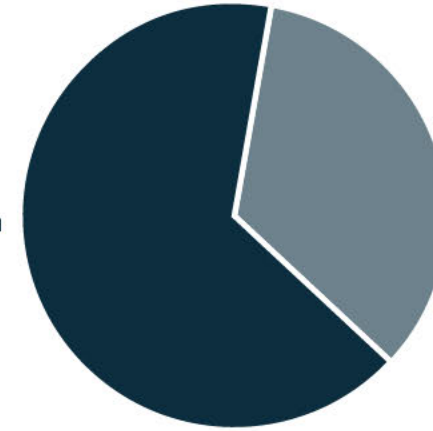


STARS ALBERTA REVENUE FISCAL 2023

AB Government contribution
\$15.0 million



NET fundraising revenue
\$27.8 million



NET lottery proceeds:
\$9.8 million
35% of total fundraising

Fundraising revenue: **Includes \$2M Annual Municipal Support**
\$18.0 million
65% of total fundraising

FUELED BY GENEROSITY. Achieving success together.

REGIONAL LEADERS!

WHEATLAND COUNTY

- **VILLAGE OF HUSSAR**
- **VILLAGE OF ROCKYFORD**
- **VILLAGE OF STANDARD**
- **TOWN OF STRATHMORE**

- **New! 5 rural municipalities**
- **New! 6 urban municipalities**
- **Pending: MDLSR, Lac La Biche, Parkland**

- **Over 90% United effort**
- **Majority @ minimum \$2 per capita**
- **Moving to fixed rates / alleviate fluctuation**

(9) MUNICIPAL LEADERS

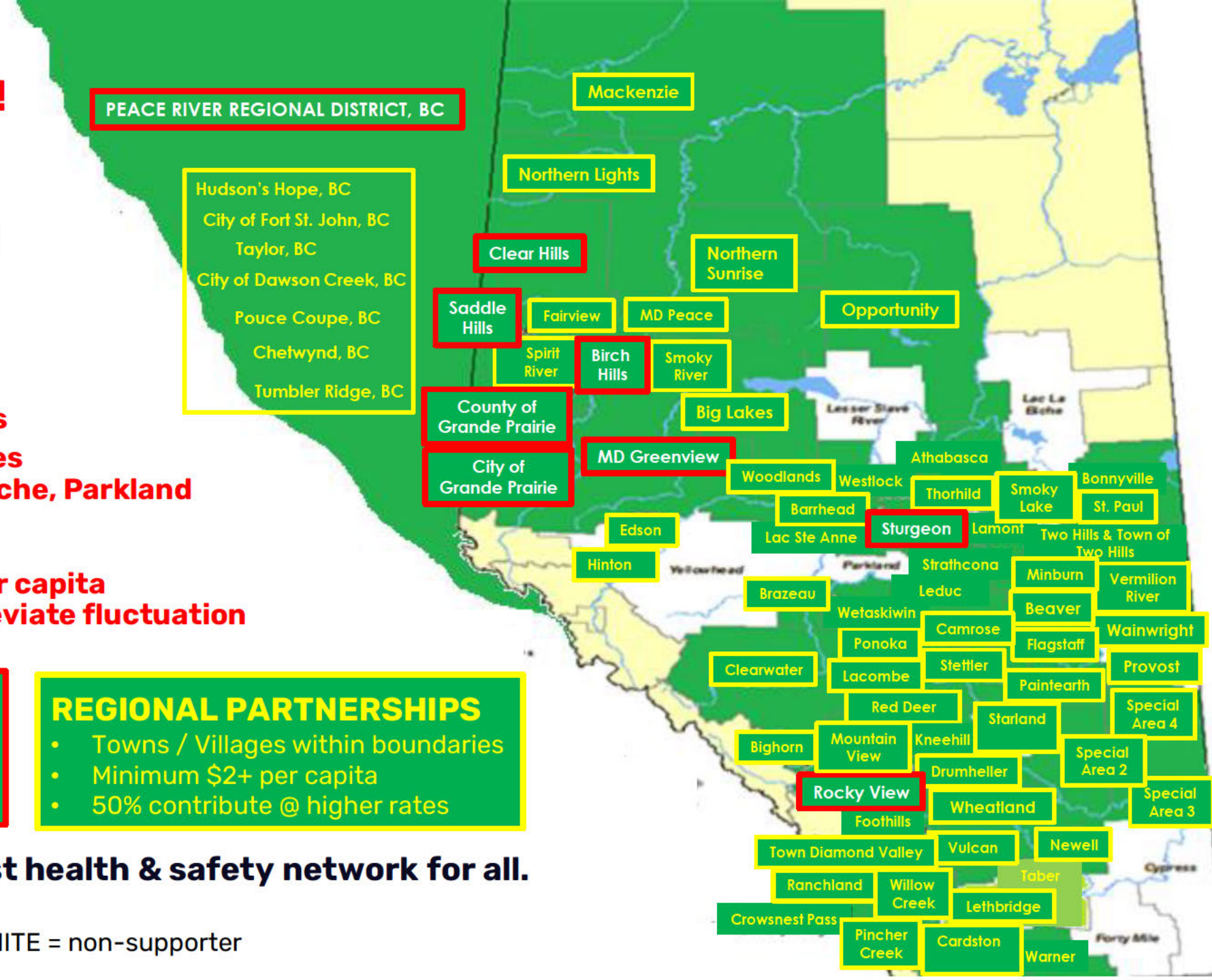
- Standing Motion / Fixed Rate
- Up to \$210K per year
- Protective Services Budget

REGIONAL PARTNERSHIPS

- Towns / Villages within boundaries
- Minimum \$2+ per capita
- 50% contribute @ higher rates

United effort ensures robust health & safety network for all.

*GREEN = municipal supporters *WHITE = non-supporter

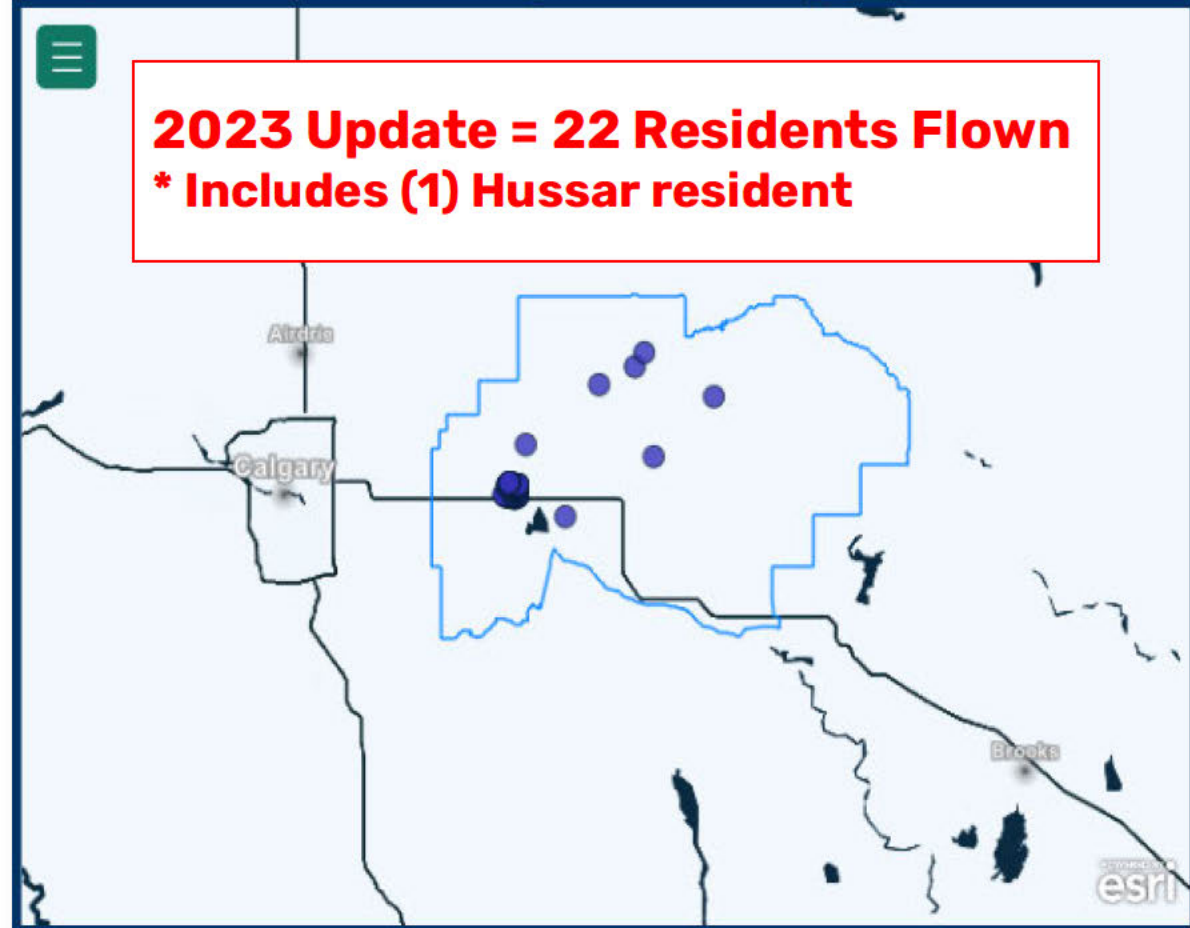


WITHIN WHEATLAND COUNTY @ December 15, 2023	2019	2020	2021	2022	2023	TOTAL
Near Bassano (within Wheatland County)	1					1
Near Carseland	1	2	2	2	1	8
Near Cheadle	3	3		3		9
Near Gleichen (scene and search & rescue)	7	11	3	7	5	33
Near Hussar	2	1	2	1		6
Near Keoma (within Wheatland County)			1		1	2
Near Langdon	1	1				2
Near Rockyford		2		5	1	8
Siksika Nation	3	3		6	2	14
Near Standard	2	1	1	1	2	7
Strathmore Hospital (critical inter-facility transfers)	11	19	12	15	24	81
Near Strathmore	4	6	12	6	7	35
TOTAL (average 40 missions per year / 60% scene call / 40% IFT)	35	49	33	46	43	206

Within Wheatland County Boundaries - Patients Flown by STARS (2010-Present)

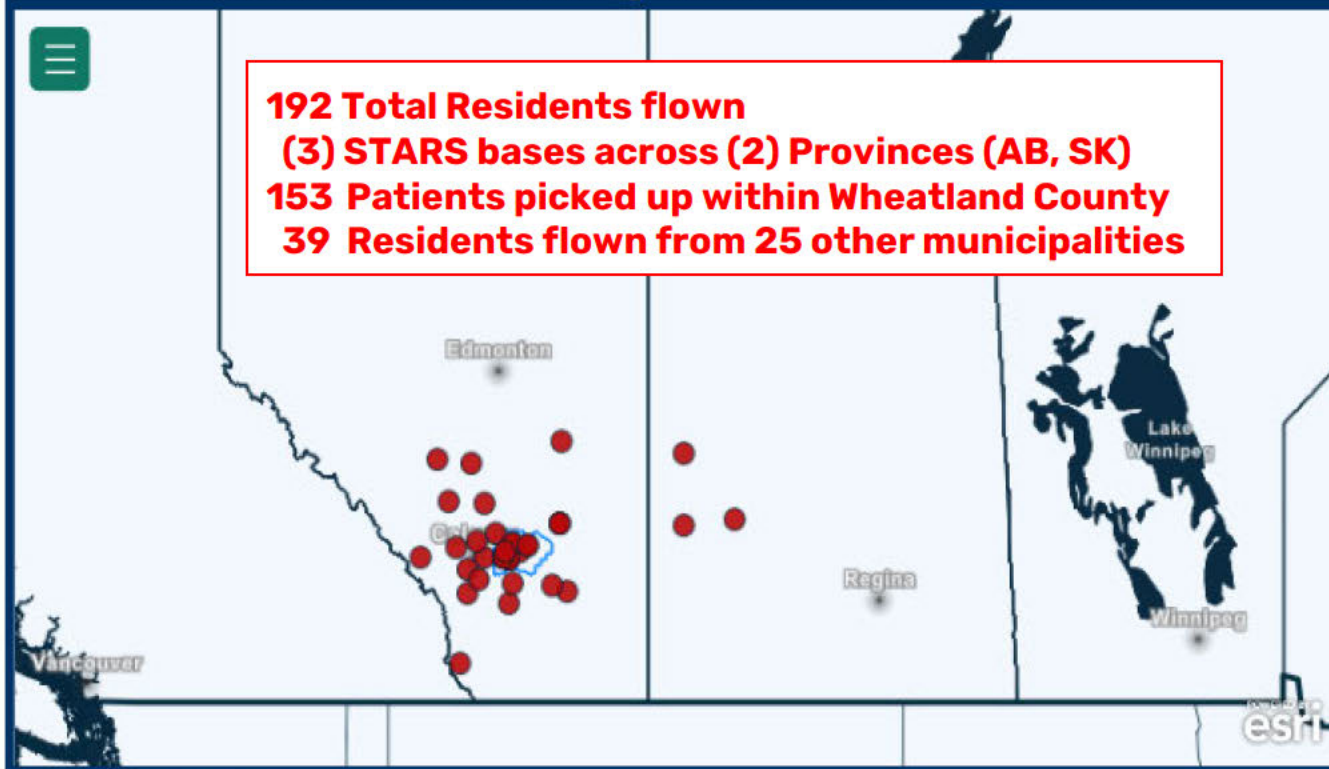
Wheatland County Residents Flown by STARS

2023 Update = 22 Residents Flown
*** Includes (1) Hussar resident**

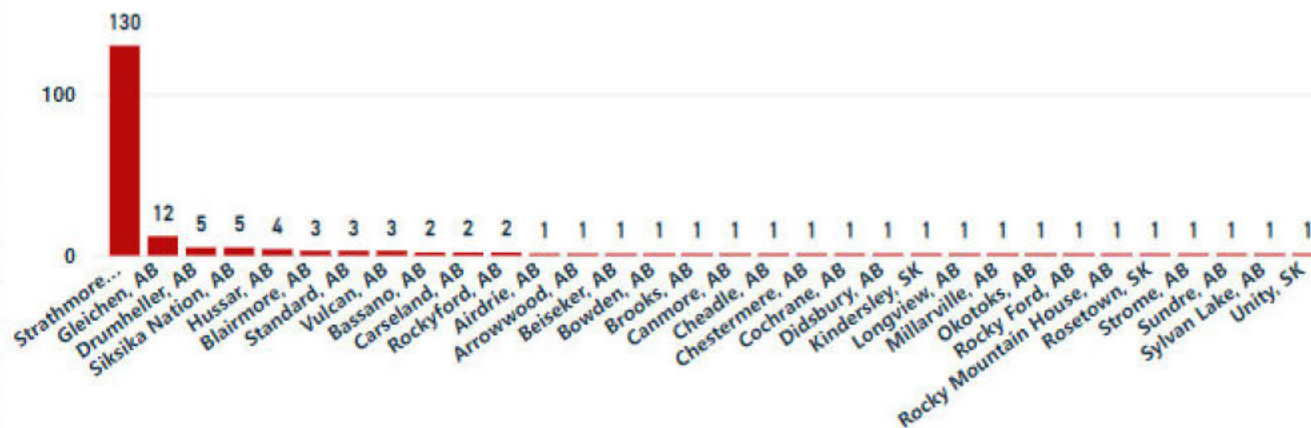


Locations where Wheatland County Residents Travelled and Needed STARS

192 Total Residents flown
(3) STARS bases across (2) Provinces (AB, SK)
153 Patients picked up within Wheatland County
39 Residents flown from 25 other municipalities



Count by Pickup Location




Resident Community	5 Yrs Ago	4 Yrs Ago	3 Yrs Ago	2 Yrs Ago	Last Year	5 Year Total	Total Since 2010
Strathmore	7	8	13	17	9	54	126
Gleichen	2	3	4	1	1	11	29
Rockyford	2	1	0	1	1	5	12
Carseland	0	0	0	0	0	0	7
Hussar	0	2	2	0	2	6	10
Standard	0	0	1	0	0	1	8
Total	11	14	20	19	13	77	192

EMERGENCY LINK CENTRE (ELC)

Receives 100 Calls Per Day

- Over 36,000 emergency requests/year
- STARS Vigilant monitors over 4,000 registered sites/year



- ✓ **Critical Care**
- ✓ **Physically**
- ✓ **Virtually**
- ✓ **Positive Results**



STARS Transport Physicians

- Medical and procedural guidance
- Every critical call
- All modes of transport
- Logistical arrangements with receiving Drs. and Hospitals



Generational Investment H145 Fleet (10)

Campaign Completed
All bases H145 Operational
Night Vision Goggles (NVG)

1st Civilian Org. in Canada (2002)



Mandatory Training Simulation Lab

- Up to 200 hours per year
 - Online textbook
 - Hands-on simulation
- High-fidelity mannequins
 - Neonatal – Pediatric – Adult
 - Pregnancy



Simulation In the Field

- Ready for the unthinkable
- Inclement weather
- Patient vulnerability



Chain of Survival Partners

- Landing zone training
- Mock-training scenarios
- Multi-casualty incidents



Air Medical Transport Conference (AMTC)



2022 CHAMPIONS!!
Chris Fay and Kevin Easton

- Rigorous competition
- Triage multiple patients
- Complex/inconceivable critical situations
- Graded: decision-making/timing/pt. outcome



VILLAGE OF HUSSAR

LEADERSHIP – DEDICATION – SUPPORT

CURRENT PLEDGE OF SUPPORT

\$380 PER YEAR FIXED RATE

2023, 2024, 2025

(IN CONJUNCTION WITH COUNCIL TERM)

A red helicopter with "STARS" and "Nutrien" logos is parked on a grassy field at sunset. Two firefighters in orange gear are visible in the background. The scene is illuminated by the warm glow of the setting sun over a body of water.

A life is saved every day. Partnership makes it possible.

**VILLAGE OF HUSSAR
REGULAR COUNCIL MEETING
MINUTES
Thursday, November 9, 2023**

The regular meeting of the council of the Village of Hussar was held in Council Chambers on Thursday, November 9, 2023, commencing at 7:00 pm

<u>IN ATTENDANCE</u>	Councillors: Les Schultz, Tim Frank, Coralee Schindel Elizabeth Santerre (CAO) 1 person via conference call 1 person in attendance	
<u>CALL TO ORDER</u>	The meeting was called to order at 7:00 pm	
<u>ACCEPTANCE OF AGENDA</u>		
2023-11-09-698	MOVED by Councillor Frank to add item; 6.(h) December Office Closure Dates	CARRIED
<u>DELEGATION</u>	<u>Gordon Armstrong – Masonic Lodge</u>	
2023-11-09-699	MOVED by Councillor Schindel to accept his presentation as information	CARRIED
<u>APPROVAL OF MINUTES</u>		
2023-11-09-700	<u>October 12, 2023 Organizational Meeting</u> MOVED by Councillor Schindel that the minutes of October 12, 2023 be accepted as presented	CARRIED
2023-11-09-701	<u>October 12, 2023 Regular Council Meeting</u> MOVED by Councillor Schultz that the minutes of October 12, 2023 be accepted as presented	CARRIED
<u>POLICY & BYLAW REVIEW</u>	<u>Bylaw Review</u> <ul style="list-style-type: none">• New 553-23 Procedural Bylaw	
2023-11-09-702	MOVED by Councillor Schultz to have First Reading of Bylaw 553-23 Procedural Bylaw	CARRIED
2023-11-09-703	MOVED by Councillor Frank to have Second Reading of Bylaw 553-23 Procedural Bylaw	CARRIED
2023-11-09-704	MOVED by Councillor Frank to bring forth Bylaw 553-23 Procedural Bylaw forward for Third Reading	CARRIED

**VILLAGE OF HUSSAR
REGULAR COUNCIL MEETING
MINUTES
Thursday, November 9, 2023**

2023-11-09-705 MOVED by Councillor Schindel to have Third and Final Reading of Bylaw 553-23 Procedural Bylaw

CARRIED

The following Bylaw was reviewed;

- New 554-23 Garbage Bylaw

2023-11-09-706 MOVED by Councillor Schindel to bring back Bylaw 554-23 Garbage Bylaw with the changes made as discussed

CARRIED

Policy Review

- 5.1 Office Hours of Operation

2023-11-09-707 MOVED by Councillor Schindel regarding Policy 5.1 Office Hours of Operation to make changes to the third sentence under guidelines, to change it from saying “when vacation time is taken by the CAO, when” to striking the comma and “when” from the sentence and replacing it with “or”

CARRIED

- 5.7 Annual Budgeting Process

2023-11-09-708 MOVED by Councillor Schindel regarding Policy 5.7 Annual Budgeting Process, on the seventh point under the operational portion of the annual budget must include, instead of saying “recovery” it should say “recover”

CARRIED

The following Policies were reviewed without changes;

- 6.1 Snow Removal
- 8.1 Health & Safety
- 8.2 Work Alone

BUSINESS

2023-11-09-709

Drumheller Mail – Year in Review

MOVED by Councillor Frank to have our CAO send the Drumheller Mail our Year in Review as discussed

CARRIED

2023-11-09-710

Christmas Bonus

MOVED by Councillor Schindel that CAO and Public Works Foreman be provided with an annual bonus in the amount of \$200 payable with a Visa Gift Card

CARRIED

**VILLAGE OF HUSSAR
REGULAR COUNCIL MEETING
MINUTES
Thursday, November 9, 2023**

2023-11-09-711 AMENDMENT to previous motion by Councillor Schindel to include \$50 to our Casual Admin Assistant

CARRIED

2023-11-09-712 MOVED by Councillor Schindel that CAO coordinate a Christmas party for Council, Staff and family at a date to be determined.

CARRIED

2023-11-09-713 Columbarium 2 quotes to review
MOVED by Councillor Frank to approve the quote option #1 from Sunset in the amount of \$25,274 + GST

CARRIED

Councillor Schultz called Recess at 8:30pm
Back from Recess

2023-11-09-714 TAXervice – Tax Arrears Recovery Specialists
MOVED by Councillor Schultz to approve outsourcing tax recovery to TAXervice for the property located at Plan 0810495 Block 2 Lot 9, Certificate Of Title #171257188

CARRIED

2023-11-09-715 December Payroll
MOVED by Councillor Schultz to pay staff and council payroll on December 22, 2023

CARRIED

2023-11-09-716 ATCO – ULA study
MOVED by Councillor Schindel to accept as information the ATCO contact for proposed work clearance by ATCO

CARRIED

2023-11-09-717 Commercial Lot Purchase Request
MOVED by Councillor Frank to put a valuation of \$50,000 plus incurred costs on the proposed lot for sale, and have our CAO consult with Palliser to determine the proper procedure for this public sale

CARRIED

2023-11-09-718 December Christmas Hours
MOVED by Councillor Schultz that the Village Office will be closed from December 22nd, 2023 to January 2nd of 2024, and also approve any additional vacation days needed during that closure for that pay period for our CAO

CARRIED

**VILLAGE OF HUSSAR
REGULAR COUNCIL MEETING
MINUTES
Thursday, November 9, 2023**

FINANCIAL
2023-11-09-719

October 2023 Bank Reconciliation and Cheque Listing
MOVED by Councillor Frank to accept the October 2023 Bank Reconciliation and Cheque Listing as presented

CARRIED

2023-11-09-720

2024 Budget
MOVED by Councillor Schindel to accept as information at this time

CARRIED

COMMITTEE
REPORTS

Tim Frank
Drumheller District Solid Waste Association met October 26th. Discussions around EPR held. Solid Waste Manager Sonja will help any municipality register for EPR. Budget will be looked at in our November meeting.

Fire Association; Casino was successful. Next meeting November 20th

SAEWA – SAEWA has nothing new to report at this time.

Cemetery Board – Cemetery watering is complete and tank has been drained in readiness for winter. Location stakes are being put in place.

Wheatland Regional Corporation - Budget discussions held, along with Delegation from Redland. Connections to regional water line for Redland residents discussed and approved in principle. Technical discussions will now happen.

Coralee Schindel

WFCSS Board Meeting October 25, 2023. The WFCSS has some new board members since the municipalities held their organizational meetings. Darcy Burke is no longer the primary representative for Rockyford. Councillor April Geeraert will now be representing Rockyford and Darcy as Alternate. The board is sad to see him step back, as he brought a lot of knowledge and experience to the table. We look forward to working alongside Councillor Geeraert. Operations are going well. Senior Power 2023 was a success. With 78 tickets, 15 vendors, 9 speakers, and many wonderful doorprizes. A favorite among many was the Indigenous speaker, Francis Melting Tallow (Indigenous history of Siksika). WREMP Live Exercise held on September 28, we had 7+ ESS representatives at the Reception Centre, Budd from Strathmore FCSS and Crystal were in the ECC room. A great learning exercise and follow up meeting November 2nd. After School Program with WYN - held October 5th at CMJHS. Used Collective Cooking funding to provide some

**VILLAGE OF HUSSAR
REGULAR COUNCIL MEETING
MINUTES
Thursday, November 9, 2023**

ingredients to teach kids about making a healthy after school snack, chicken wraps. Played some games and provided helpful information to youth aged 11-14 years. ESS Regional Meeting - was held in Canmore September 26th. Lots of information was provided due to the recent wildfires in Alberta. Many policies and resources were reviewed and we may see changes in the near future. Good Food Box - early October saw 43 boxes sold, and 41 for the end of Oct. Meals on Wheels - numbers are up, many clients utilizing the delivery option. Three Hills numbers are up as well. Lunch & Learn was held on Oct 18, we had 15 people in attendance, our topic this month was E-prep presented by Joanne Simpson of AHS Addictions and Mental Health. Community Fee Assistance Program - slight increase in interest of this program. Sent application forms to a couple local sports agencies. Busy time of year and so hard to reach organizations. After some public input some adjustments have been made to the program. Updated information about the program being open to all ages, and parameters. Highly recommend checking out the website and contacting WFCSS with any questions. Collective Cooking - in Standard Nov 4th and they are working on a date for Strathmore at Hope Church. Collective Cooking for 1 is taking place a few locations in Nov. See the flyer or website for details. Compass for the Caregiver - two sessions set for this fall: Sept-Oct and Nov-Dec. Sept had to be cancelled due to no registrations. Elder Abuse Resource Awareness Coalition - Joanne Simpson and Crystal will be presenting IT's Not Right workshops in Wheatland County this upcoming fall. One Nov 14th and another to be announced for January. Social Prescribing for Older Adults - A proposal presented to WFCSS earlier this summer designed to increase the outreach for social workers who have senior clients. Included the social workers from the hospital, PCN, and Strathmore FCSS. It was agreed the program would be huge benefit to the local residents and the Link Worker will be based out of Strathmore FCSS and therefore they will hold the grant funding. UPDATE FOLLOWING OCT 23RD MEETING Womens Conference 2024 - first meeting held Sept 14th. Had 7 organizations in planning. Some great ideas for topics and a keynote already put in place. Tentative April 12, 2024. Wellness Bags - Had a meeting already and 9 organizations interested in planning. Pushing back into January, away from the holidays. ARC is planning a Community Conversation to take place on Wednesday, November 22 at the Strathmore Municipal Library. 5 for Life Book Sale starts soon and donations run until December. Bins are coming. Sale date January 27-28, 2024. Christmas Hamper Society - is in full swing and this year they will not be collecting food from the stores, as this takes away from the Food Bank in the most needed month. They will be focusing on providing hampers filled with enough food to cover

**VILLAGE OF HUSSAR
REGULAR COUNCIL MEETING
MINUTES
Thursday, November 9, 2023**

xmas day breakfast and supper, and toy hampers. WFCSS Grant Applications met with Kim Kueber from FCSSAA , and was assisted in reducing irrelevant information from grant application forms. Will present a revised version in November. FCSSAA Conference - Crystal, Donna and I will be attending Nov 22-24 at West Edmonton Mall Conference Centre. I will be attending Indigenous Relationships & Engagement, Brilliant Boards Masterclass, Value of a Board, and Unicorns of Unity: Increase the Connection of Your Team. We are looking forward with the time spent together, and learning more to serve our community FCSS . Next meeting TBD as our regular meeting falls during the conference.

Les Schultz

Wheatland Housing Management Body... Meeting from October 19th 2023. Still waiting on estimates and specs on the roof repairs needed. A project manager has been hired to look after this as quite a large scope of work is needed. The CUPE Union contract was negotiated and signed and was presented to the Board for its approval and signature as well. Wheatland County representative Shannon Laprise had some comments for the board about the recent governance review that was done. It was a third-party review and has already been sent to the housing minister for the province. Ms. Laprise made the motion to amend the review to show Wheatland County in a more positive light, as this was not our review to change, the motion was defeated. The Action Plan that came from the governance review has already been started by the CAO and some changes made. We also made a motion to cease all legal action against Mr. Ikert which passed. 2 people have been evicted from the Lodge for non-payment of rent, this happened only after exhausting every effort to help them and speaking with the families of the residents. Tough decisions were made by staff after months of trying. Another Special meeting was held on Oct. 24th, 2023. Ended up being a zoom meeting due to the weather. The M3 engineering team was online along with the project manager for the proposed new build project summary. So far everything is moving forward on the assumption that we get the go ahead from the province.

WADEMSA – Wheatland and District Emergency Medical Services Association. Notes from Nov. 2nd, 2023, meeting. (council Nov.9th) Started with an Organizational meeting with Darcy Burke from Rockyford being nominated as Chairman and no others. Richard Wegener from Strathmore was nominated as Vice Chair and no others. Both accepted the positions. Regular meeting was called to order about 15 minutes later. There was no report from the Chair. All Financials

**VILLAGE OF HUSSAR
REGULAR COUNCIL MEETING
MINUTES
Thursday, November 9, 2023**

were accepted as presented. The CAO report was presented and as of Oct. 31st there have been 3069 calls, which is about a 20% decrease from the same period last year. The new ambulances that were ordered come off the assembly line on Nov. 6th and 7th. Crestline does the inspections in Saskatchewan, and they should be all equipped with everything by mid-December. Having some trouble filling the Monday to Friday shifts as it seems some of the staff don't like the 5 on and 2 off shifts. Rob may have to alter it a bit to make it more desirable for members to fill it. Rob is going in for a double hip replacement on November 15th and will be off from work for as long as is needed. We wished him well with recovery. We had some discussion on requisitions for fire dispatch and the recommendation from the CAO was that he didn't see a need for an increase at this time, it's at 8 dollars per Capita at this time. A Bylaw Review Committee was formed to go over the Bylaws and bring back recommendations to the rest of the board. This committee consists of Myself and Rick Laursen from Wheatland County. We can have Adam Sommerfelt from Standard and Denise Peterson review any changes before bringing them back to a future board meeting.

Community Futures Wild Rose... from Nov. 2nd, 2023, for council on Nov.9th, 2023. We started with the organizational meeting. Amber Link from Wheatland County remains as Chair, with Wade Christie from Kneehill County as Vice Chair. Jason Montgomery from Strathmore remained as Treasurer. All other sub committees remained with the same people as well for another year. We moved into the regular meeting with the CAO reporting on many items to do with the head office and a conference she attended. There are currently 11 loans out for a total of \$807,000 dollars. 69 clients have RRRF loans that are due to be paid back soon and staff are dealing with making arrangements with the clients. The financials were presented and accepted and the bottom lines on the loan portfolio monthly report are that there were, 5 loans paid out at \$137,000 and the investment account balance is at \$888,564 and the CFLIP account balance is \$3,738,093. The Draft Procurement Policy is delayed until the new year until they research more and make sure they have it right. Short discussion on the memorial bench that was being planned for Karen Ursu the councillor from Beiseker who passed away. It's planned for along their new walking path but delayed now until spring. The next meeting is December 7th and it is also the Christmas party dinner held at Pizza 249s new location.

**VILLAGE OF HUSSAR
REGULAR COUNCIL MEETING
MINUTES
Thursday, November 9, 2023**

<u>CAO REPORT</u> 2023-11-09-721	<u>CAO, Public Works and JG Water Services Reports</u> MOVED by Councillor Frank to accept the CAO, Public Works and JG Water Services reports as information	CARRIED
2023-11-09-722	MOVED by Councillor Schultz to extend the meeting to 11:45pm	CARRIED
<u>CORRESPONDENCE</u> 2023-11-09-723	<u>Correspondence</u> MOVED by Councillor Schultz to accept the following correspondence as presented; (a) Alberta Municipal Working Groups (b) Weed Control Report (c) 2022 Municipal Indicator Results	CARRIED
<u>CONFIDENTIAL</u> 2023-11-09-724	<u>Confidential</u> MOVED by Councillor Schultz to go into confidential to discuss the following: (a) Request – Permitted Parking (as per s. 17(1) of the <i>FOIP Act</i>) (b) Assessment Audit Report – Draft (as per s. 29(1) of the <i>FOIP Act</i>) (c) CAO Performance Review (as per s. 17(1) of the <i>FOIP Act</i>)	
2023-11-09-725	MOVED by Councillor Schultz to come out of camera	CARRIED
2023-11-09-726	MOVED by Councillor Schultz to extend for another 15 minutes	CARRIED
2023-11-09-727	MOVED by Councillor Schultz to direct the CAO to pursue requirements involved in issuing permitted parking. (Councillor Schindel Abstained from voting) - CARRIED	
2023-11-09-728	MOVED by Councillor Frank to direct the CAO to explore Trailer parking within the village so we could have a concise and clear policy concerning trailer parking within the village.	CARRIED

VILLAGE OF HUSSAR
REGULAR COUNCIL MEETING
MINUTES
Thursday, November 9, 2023

2023-11-09-729 MOVED by Councillor Schultz to move the Assessment Audit Report Draft and the CAO performance review that we had in confidential to our next meeting

CARRIED

ADJOURNMENT Adjournment
2023-11-09-730 MOVED by Councillor Schultz to adjourn at 11:48 pm

CARRIED

These minutes approved this _____ day of _____, _____.

Les Schultz
Mayor

Elizabeth Santerre
Chief Administrative Officer

**VILLAGE OF HUSSAR
REGULAR COUNCIL MEETING
MINUTES
Thursday, December 14, 2023**

The regular meeting of the council of the Village of Hussar was held in Council Chambers on Thursday, December 14, 2023, commencing at 7:00 pm

<u>IN ATTENDANCE</u>	Councillors: Les Schultz, Tim Frank, Coralee Schindel Elizabeth Santerre (CAO) 1 person via conference call 3 people in attendance	
<u>CALL TO ORDER</u>	The meeting was called to order at 7:01 pm	
<u>ACCEPTANCE OF AGENDA</u> 2023-12-14-731	MOVED by Councillor Frank to add item; 6.(j) Christmas Party 6.(k) FCSS	CARRIED
<u>DELEGATION</u> 2023-12-14-732	<u>Gordon Armstrong – Masonic Lodge</u> MOVED by Councillor Schultz to proceed with an inspection on the Masonic Lodge and what procedures to transfer ownership to the Village	CARRIED
<u>APPROVAL OF MINUTES</u>	<u>November 9, 2023 Regular Council Meeting</u> Discuss changes to be made to Motion #727 to add that Councillor Schindel Abstained from Voting	
<u>POLICY & BYLAW REVIEW</u>	<u>Bylaw Review</u> <ul style="list-style-type: none">• 550-23 Utility Bylaw; missing numbering of “2.6”	
	<u>SOMEONE ARRIVES</u>	
2023-12-14-733	MOVED by Councillor Schultz to make changes as discussed to the Utility Bylaw and approval when it comes back to us	CARRIED
<u>DELEGATION</u> 2023-12-14-734	<u>2nd DELEGATION – Samuel Bray & Woman – Utilities at 235 2nd Ave East</u> MOVED by Councillor Frank to direct administration to get a quotation to terminate services at 235 2 nd Ave East and bring it to our next council meeting in January for discussion	CARRIED

**VILLAGE OF HUSSAR
REGULAR COUNCIL MEETING
MINUTES
Thursday, December 14, 2023**

Bylaw Review Continued

- 540-21 Garbage Collection Fees
- 541-21 Garbage Collection

Policy Review

- 2.1 Campground Rental and Reservation

2023-12-14-735 MOVED by Councillor Schindel to bring back General Policy 2.1 Campground Rental and Reservations for Strategic Planning on costs and to add in any information on services that we want to include
CARRIED

- 2.2 Metal Detecting on Village Property

2023-12-14-736 MOVED by Councillor Schultz to direct administration to update our metal detecting map with the areas discussed
CARRIED

The following 2 Policies have no changes;

- 4.4 Employee Benefits
- 5.12 Cell Phone Policy

- 7.5 Utility Rate Policy

2023-12-14-737 MOVED by Councillor Schindel to have Policy 7.5 Utility Rate Policy to have each line that contains Village of Hussar Utility Bylaw with the new utility bylaw number as well as change the first bullet under billing from Schedule D to Schedule C
CARRIED

Recess at 8:51pm, return at 9:04pm

BUSINESS

2023-12-14-738 Summer Student
MOVED by Councillor Frank to submit an application for the Canada Summer Jobs Program for a Summer Student for 30 hours a week for 12 weeks
CARRIED

2023-12-14-739 STD/LTD for Employees
MOVED by Councillor Schultz to direct administration to bring this Short Term Disability/Long Term Disability form Employees package back to us at the next meeting with some updated information and discussion with the other employees
CARRIED

**VILLAGE OF HUSSAR
REGULAR COUNCIL MEETING
MINUTES
Thursday, December 14, 2023**

- 2023-12-14-740 SDAB Clerk Training Workshop – January 15, 2024
MOVED by Councillor Schindel to accept this as information at this time
CARRIED
- 2023-12-14-741 Emerging Trends in Municipal Law – Seminar February 8/15, 2024
MOVED by Councillor Frank to accept as information at this time
CARRIED
- 2023-12-14-742 WRC - Response from Brownlee LLP
MOVED by Councillor Schindel regarding the WRC response from
Brownlee LLP to clarify our shareholder status with documentation and
provide us a current copy of the Unanimous Shareholders Agreement
and list of Shareholders
CARRIED
- 2023-12-14-743 Marigold Reading Week
MOVED by Councillor Frank to accept as information and to bring it
back at the next meeting
CARRIED
- 2023-12-14-744 Additional Animal Request
MOVED by Councillor Schultz to accept this as information
CARRIED
- 2023-12-14-745 MOVED by Councillor Schultz to direct administration to poll the
residents about increasing the amount of animals in the Animal Control
Bylaw 485-13
AMENDMENT by Councillor Schindel to add “licensable animals”
Councillor Schultz accepts the amendment
CARRIED
- 2023-12-14-746 Columbarium - Cemetery
MOVED by Councillor Schultz to approve the purchase of the new
Columbarium at \$27,061
CARRIED
- 2023-12-14-747 MOVED by Councillor Frank to accept the 2024 Rates and Fees
recommendations from the Cemetery Board being \$1,200 per niche
when the new Columbarium is in place and the cost of a Burial Plot to
be \$400 per plot when the new Columbarium is also in place, and also
that any requests for purchasing multiple plots must be approved by
the Cemetery Board
CARRIED

**VILLAGE OF HUSSAR
REGULAR COUNCIL MEETING
MINUTES
Thursday, December 14, 2023**

AMENDMENT by Councillor Schindel “to have that changed in the Policy”

Utility Rate Options

2023-12-14-748 MOVED by Councillor Schultz to accept this as information right now and bring this back to the next meeting with our thoughts on what it should be

CARRIED

Christmas Party

Discuss moving this to January

FCSS

2023-12-14-749 MOVED by Councillor Schultz to accept Coralee’s explanation for the conference as information

CARRIED

FINANCIAL

November 2023 Bank Reconciliation and Cheque Listing

2023-12-14-750 MOVED by Councillor Frank to accept the November 2023 Bank Reconciliation and Cheque Listing as presented

CARRIED

Interim Budget 2024

2023-12-14-751 MOVED by Councillor Schindel to pass this Interim Budget for 2024 as presented

CARRIED

2023-12-14-752 MOVED by Councillor Schultz to extend meeting to 11:30pm

CARRIED

COMMITTEE

REPORTS

2023-12-14-753 MOVED by Councillor Schultz to accept everyone’s Committee Reports as presented but they will still end up in the minutes

CARRIED

Tim Frank

The Drumheller and District Solid Waste Association met November 16th and December 14th. Budget discussions concluded with a new 2024 Budget being set.

Fire Association -November 20th meeting, Budget finalized for this coming year.

SAWEA – nothing to report at this time.

**VILLAGE OF HUSSAR
REGULAR COUNCIL MEETING
MINUTES
Thursday, December 14, 2023**

Cemetery Board meeting held December 5th. A copy of minutes is in our package tonight in regards to our proposed new columbarium .

Wheatland Regional Corporation - Budget discussions held November 15th. A special meeting will be held on December 20th to further discuss Redland connection to the WRC water line. Budget discussions could be finalized this meeting as well.

Library Board -Meeting will be held on December 21st. I am in process of finishing year end and budget for approval at this meeting. Charitable status confirmed and accepted by government for 2022.

Coralee Schindel

FCSSAA Conference - Creating Connections Building Bridges @ Fantasyland Hotel & Conference- November 22-24, 2023

FCSSAA held their annual conference in Edmonton. Director C. GAUDET, D. Biggar and I attended. It was very eye opening learning about how differently the local FCSS operate in their areas; everything from Municipality overseeing Operations to Not For Profit. This was a great opportunity for networking and hearing what is working for other FCSS and how they operate around meeting the needs for things FCSS cannot directly fund (such as transportation).

For sessions I attended:

*Indigenous Relationships and Engagement w/ Elder Bert Auger (Cree/English) and Victoria Gubbels (French-Metis) It was an excellent session educating us on how to facilitate relationships between Governing Bodies or other groups like FCSS by respecting their Indigenous or Metis Traditions. They also provided great resources to communicate and work through history that is being worked out, and do it together.

*Brilliant Boards Masterclass ~ showed us how we can support our FCSS staff, especially the Director in their role. Encouraging the board members and Directors to feel empowered in making big goals and any changes to the board required to attain them.

*Value of A Board ~ great panel of Directors explaining how their different FCSS operate and ways they navigate through challenges. Although a bit dry, I learned so much in understanding the different operations and was really grateful for this panel.

*Unicorns of Unity: Increase the Connection of Your Team ~ although this was more for Directors, it was fun and gave some creative ideas on how to facilitate team building within staff or an organization.

WFCSS Organizational Meeting - December 5, 2023 @ 7:00pm

Appointments: Chair- S. Laprise, Wheatland County

Vice Chair - D. Biggar, Wheatland County

**VILLAGE OF HUSSAR
REGULAR COUNCIL MEETING
MINUTES
Thursday, December 14, 2023**

Finance Committee - Chair, Vice Chair & R. Bryan, Village of Standard

Personnel/Evaluation Committee - C. SCHINDEL, Village of Hussar & R. Bryan, Village of Standard

Policy Committee- Chair & Vice Chair

Auditor - Avail and we will review contract for when renewal is up.

Meeting Dates - will continue to be the 4th Wednesday @ 7:00pm

Regular Meeting - December 5th @ 7:18pm

* Budget Draft was reviewed and accepted as information at this time.

* Operations are running smoothly. Programs are going well, and now that Crystal has been head of operations for over a year she is feeling confident they can look at bringing some back or looking into new ones.

* Reminder that if anyone is looking for affordable food options WFCSS has Good Food Box for vegetables, Meals on Wheels for anyone needing affordable pre-made healthy meals, Collective Cooking where you build the meals at the event, and connections to the Food Bank.

* Community Fee Assistance Program is seeing some applications come in. If anyone is in need of financial support in order to access programs, please visit the website to see if your program qualifies.

<https://www.wfcss.org/community-fee-assistance-program.html>

* Compass for the Caregiver is now offering virtual access. Caregivers often give of themselves tirelessly without taking time for themselves. If you know a Caregiver that could benefit, please pass along the information that virtual is now available.

<https://www.wfcss.org/compass-for-the-caregiver.html>

* Women's Conference 2024 is Friday, April 12th

* 5 for Life book sale is coming up January 27-28, 2024

Next meeting Wednesday, January 24, 2024

Library Board Meeting - December 21, 2023

Moved to January due to unforeseen circumstances.

CAO REPORT
2023-12-14-754

CAO, Public Works and JG Water Services Reports
MOVED by Councillor Schultz to accept the CAO, Public Works and JG Water Services reports as presented

CARRIED

2023-12-14-755

MOVED by Councillor Schultz to have our CAO sign the Authority of Representation

CARRIED

**VILLAGE OF HUSSAR
REGULAR COUNCIL MEETING
MINUTES
Thursday, December 14, 2023**

- CORRESPONDENCE Correspondence
2023-12-14-756 MOVED by Councillor Schindel to accept the following correspondence as information;
- (a) Utility Safety Partners
 - (b) RCMP Q2 Report
 - (c) Wheatland County Proposed Amendments to Land Use Bylaw
- CARRIED
- CONFIDENTIAL Confidential
2023-12-14-757 MOVED by Councillor Schultz to go in-camera to discuss the following:
 (a) CAO Performance Review (as per s. 17(1) of the *FOIP Act*)
 (b) Assessment Audit Report Draft (as per s. 29(1) of the *FOIP Act*)
- 2023-12-14-758 MOVED by Councillor Schultz to come out of camera
- 2023-12-14-759 MOVED by Councillor Schultz to extend the meeting to 12:00am
Midnight
- CARRIED
- 2023-12-14-760 MOVED by Councillor Schultz to go in-camera to discuss the following:
 (a) CAO Performance Review (as per s. 17(1) of the *FOIP Act*)
- 2023-12-14-761 MOVED by Councillor Schultz to come out of camera
- 2023-12-14-762 MOVED by Councillor Schultz to move the Assessment Audit Report, which is not a draft, to the next meeting
- CARRIED
- 2023-12-14-763 MOVED by Councillor Schultz to increase the CAO's wage by \$1,500 for this next upcoming year, retro back to start date of November 7, 2023
- CARRIED
- ADJOURNMENT Adjournment
Councillor Schultz adjourns the meeting at 12:05 am

These minutes approved this _____ day of _____, _____.

Les Schultz
Mayor

Elizabeth Santerre
Chief Administrative Officer

**BYLAW #554-23
VILLAGE OF HUSSAR**

A BYLAW OF THE VILLAGE OF HUSSAR IN THE PROVINCE OF ALBERTA TO PROVIDE FOR THE COLLECTION, REMOVAL AND DISPOSAL OF GARBAGE AND REFUSE IN THE VILLAGE OF HUSSAR

WHEREAS, Section 7(f) of the *Municipal Government Act*, R.S.A. 2000, c-M-26, as amended, provides that the Council of a municipality authorizes Council to pass bylaws respecting services provided by or on behalf of the municipality,

AND WHEREAS, the Village of Hussar provides garbage collection and removal services,

NOW THEREFORE, the Council of the Village of Hussar in the province of Alberta, duly assembled, enacts as follows:

PART I: BYLAW TITLE

- 1.1 This bylaw may be cited as the “Garbage Collection Bylaw.”

PART II: DEFINITIONS

- 2.1 “Bag Tag” means a self-adhesive sticker issued by the Village of Hussar pursuant to this bylaw for identifying excess residential waste.
- 2.2 “Bylaw Officer” means each and every member employed and duly appointed as a Bylaw Enforcement or Peace Officer within the Village.
- 2.3 “Council” means the council of the Village of Hussar.
- 2.4 “Collection Day” means the day or days during each week on which garbage is regularly collected from a specific premises, together with the twelve (12) hour period immediately preceding and immediately following that day.
- 2.5 “Commercial Premises” means café or restaurant, warehouse, wholesale or retail business place, office building, garage or service station, factory or industrial plant, and any other building or premises except a dwelling.
- 2.6 “Dwelling” means a building occupied for residential purposes.
- 2.7 “Garbage” means discarded ashes, bottles, metal scraps, metal cans or tins, crockery, glass, grass cuttings and other garden refuse, cloth, paper, food and food waste, wrappings, sweepings, and other items of household refuse, but does not include animal excrement or industrial waste.
- 2.8 “Garbage Can” means a receptacle constructed of non-corrosive durable metal or plastic hold household garbage.

- 2.9 “Garbage Collection Agent” means the person or firm appointed by the Village for the purpose of collecting and disposing of garbage and refuse.
- 2.10 “Garbage Stand” means a wooden or metal stand or enclosure designed to hold all garbage cans required by a premises for which the stand is provided, and which shall be so designed as to keep all garbage cans in an upright position at all times, and protected from interferences from dogs and other animals.
- 2.11 “Householder” means any person occupying any dwelling or place of residence, but shall not include any person who is merely a boarder, roomer, or lodger therein.
- 2.12 “Industrial Waste” means material from:
- a. excavations,
 - b. lot clearing,
 - c. building construction, repairs, alteration or maintenance,
 - d. debris from any building removed or destroyed by fire, flood or contamination,
 - e. material from manufacturing processes,
 - f. dead animals,
 - g. waste from garages or service stations,
 - h. condemned matter or waste from factories or other works, and
 - i. any other similar material other than human or animal excrement or garbage.
- 2.13 “Premise” means any residential dwelling or commercial premises that receives garbage collection.
- 2.14 “Proprietor” means the occupant of a commercial premises.
- 2.15 “Village” means the Village of Hussar.

PART III: GENERAL REGULATIONS

- 3.1 No householder, proprietor or other person within the Village shall dispose of garbage except in accordance with this Bylaw.
- 3.2 No person other than a lawful user thereof, or any authorized employee of the Village or garbage collection agent shall open any garbage can or remove anything therefrom, or in any way disturb the contents thereof; nor shall any person handle, interfere with, or in any manner disturb any garbage of any kind put out for collection or removal.

PART IV: GARBAGE COLLECTION

- 4.1 There is a three (3) bag limit for garbage. The owner or occupant of every premises shall provide sufficient garbage cans to contain the garbage generated from those premises during the period between garbage collection days.
 - a. Seasonal businesses (Arena) will be allowed unlimited garbage bags and broken down cardboard. All must be kept in enclosed bin for pickup
 - b. Community Facility (Hall and Sundowners) will be allowed unlimited garbage bags and broken down cardboard. All must be kept in enclosed bin for pickup
- 4.2 For 4 or more bags, Bag tags can be purchased at the Village Office and are registered to each address.
 - a. They can be purchased in bundles of 5 or 10.
 - b. The Fee for bag tags are set out in the Rates & Fees Policy
- 4.3 All additional garbage bags may be set out in accordance with this bylaw and must have a visible bag tag and located at the residential address as shown on the tag.
- 4.4 Where any premises is served by a lane or alley, all garbage from such premises shall be placed for collection at a location within 5 feet or 1.5 meters of the lane, but not in the lane.
- 4.5 Where any premises is not served by a lane or alley, or the lane or alley is deemed inaccessible, all garbage from such premises shall be placed for collection at location as close as possible to the travelled portion of an adjacent street, but not on a sidewalk or in such location as to interfere in any way with vehicle or pedestrian traffic.
- 4.6 Where garbage for collection is stored within any structure, fence or other enclosure, direct access to the garbage cans or bags from the lane shall be provided in every case.
- 4.7 Garbage shall be at the pickup location by 8:00 a.m. on collection day.
- 4.8 Collection Day shall be once a week on a day determined by the Village. The Village will provide notice to residents of any changes to collection days at least four weeks prior to the change taking place whenever possible.
- 4.9 The Garbage Collection Agent shall not enter any dwelling or commercial premises for the purpose of garbage collection.
- 4.10 The Village will not collect any designated recycle items. These items may be taken to the Transfer Site by Village residents.

PART V: GARBAGE CONTAINERS

- 5.1 No person shall place or keep any garbage can or receptacle for industrial waste upon any lane or street in the Village except as specifically provided in this bylaw.

- 5.2 All garbage must be securely bagged and/or boxed and shall not weight more than 30 pounds or 14 kilograms, or Alberta Occupational Health & Safety Code regulations, whichever is less, and be of sufficient strength for lifting of contents.
- 5.3 Every householder and proprietor shall maintain and keep in good condition sufficient garbage cans required by this bylaw for all garbage upon the premises owned or occupied by him and shall ensure that a cover is kept securely over the mouth of all such cans except when said cans are actually being filled or emptied.
- 5.4 Every householder, proprietor or other person shall dispose of garbage upon the premises owned or occupied by him by placing or causing the same to be placed in a garbage can maintained for that purpose, or in such other container as is specifically permitted by this bylaw, but not elsewhere.
- 5.5 Except on collection day, all garbage cans and/or bags shall be kept and maintained on the premises of the householder, and any garbage can located on any street or lane in the Village other than on collection day may be removed and disposed of at the discretion of the Bylaw Officer without compensation to the owner thereof.
- 5.6 The owner, tenant, occupant or other person in charge of a dwelling or other building shall at all times ensure that garbage cans or other receptacles provided for the purpose, are not allowed to spill over or accumulate on any land or street or adjoining public or private property. Every such person shall be held responsible for any violation of this section regardless of the cause of such violation.
- 5.7 When any garbage can has been condemned or is deemed insufficient by a Village representative and written notice to that effect has been given to the householder, the condemned garbage can may be removed and disposed of along with the garbage from the premises, in which case the householder shall forthwith provide a suitable garbage can or container to replace the one that has been condemned or removed.
- 5.8 Notwithstanding any other provision of this bylaw, plastic bags of the type designed for the disposal of domestic refuse may be used for the disposal of garbage under the following conditions:
 - a. Plastic bags containing garbage shall be kept in a structure, fenced area, or other enclosure except when otherwise placed for pickup on collection day.
 - b. Plastic garbage bags containing garbage shall be in good repair, and securely closed when deposited for pickup.
 - c. Plastic bags when filled shall not weight more than 30 pounds or 14 kilograms, or Alberta Occupational Health & Safety Code regulations, whichever is less, and be of sufficient strength for lifting of contents.
 - d. Plastic bags of garbage shall be placed for collection in the same manner and location as prescribed in this bylaw for garbage cans, and under no circumstances shall they be placed on any lane or street other than on collection day.

PART VI: UNACCEPTABLE REFUSE

- 6.1 No person shall directly or otherwise dispose of or permit any person to dispose of any explosive, flammable, volatile, noxious, dangerous device, or hazardous substance in any garbage can.
- 6.2 Disposal of any refuse by burning is not permitted.
- 6.3 No person shall directly or otherwise dispose of or permit any person to dispose of hot ashes, or burning matter in any garbage can.
- 6.4 No person shall deposit any dead animal, manure, excreta, refuse, garbage, liquid waste or other filth upon or into any street, ditch, lane, highway, water, well, lake, pond, bank, stream, or onto any land except with written consent of the Village.
- 6.5 No person shall dispose of garbage, tree or grass clippings, or other refuse onto private or public property, unless provided with written consent of the Village.

PART VII: OFFENCES AND PENALTIES

- 7.1 The Village and Garbage Collection Agent may refuse to collect any garbage that does not comply with this bylaw.
- 7.2 Where any person breaches any provision of this bylaw, the Village may serve upon such person a written notice specifying the breach and requiring remedy of the breach, payment of a fine not less than \$25.00 and not more than \$500.00, or both.
- 7.3 Any written notice issued under the provision of this bylaw shall be deemed to be sufficiently served if served personally upon the person alleged to have committed the breach, or upon the owner, occupier or other person in charge of the premises upon which the breach has been committed, or if mailed to the address of the owner, occupier or other person in charge of the premises upon which the breach has been committed.

PART VIII: SEVERABILITY

- 8.1 If at any time any provision of this bylaw is declared or held to be illegal, invalid or ultra vires, in whole or in part, then that provision shall not apply and the remainder of the bylaw shall continue in full force and effect and shall be constructed as if it had been enacted without the illegal, invalid or ultra vires provision.

PART IX: REPEAL

9.1 This Bylaw shall rescind Bylaw 509-16; 541-21.

PART X: ENACTMENT

10.1 This Bylaw shall come into force and effect upon third and final reading.

READ a first time this ____ day of _____, _____.

READ second time this ____ day of _____, _____.

READ a third time this ____ day of _____, _____.

Signed this _____ day of _____, _____.

Mayor

Chief Administrative Officer

Metal Detecting on Village Property

Date Approved by Council: April 12, 2018

Resolution: 2018-04-12-077

Review Date: December

Related Bylaw:

Amendments:

Policy Statement

The Village of Hussar permits the use of recreational metal detectors on Village recreational property so long as the activity results in no damage or loss to plants or animals.

Purpose

To regulate the use of recreational metal detectors on Village of Hussar property to allow enjoyment or metal detecting as a hobby while protecting and preserving our resources.

Guidelines

The use of metal detectors is allowed within the Village of Hussar parks, free of charge and without a permit, as long as the user complies with the following provisions:

1. Digging/probing may only occur on those properties as indicated on the attached "Metal Detecting Map";
2. To minimize the disruption of the ground and maximize restoration of the area, the only permissible excavating tools are hand tools that are no longer than 4 inches/10 cm in width and 12 inches/10 cm in length. Shovels and long handheld tools are prohibited;
3. Any area disturbed by digging/probing must be restored to its original condition so that there is no noticeable impact to the property resulting from the metal detecting activity;
4. All trash, litter or other debris uncovered must be removed and placed in a trash receptacle;
5. Probing or digging is strictly prohibited within 10 feet/3 m of any tree;
6. Metal detecting activities must not interfere with other park uses, events or activities;
7. Individuals will comply with any directive to move or cease their actions by any Village employee;
8. Any collecting may be done for personal use only and not commercial purposes;
9. Items found meeting the following criteria must be turned in to the Village for further review and so that attempts can be made to find the original owners as appropriate:
 - a. Items of archeological or historical significance; and
 - b. Identifiable personal property, including jewellery, which does not belong to the finder. These items will be returned to the finder after a reasonable attempt has been made to locate the original owner.

Metal Detecting Map



LEGEND

- Full metal detecting allowed
- No digging/probing allowed (surface detecting only)

*Metal detecting on all other Village properties is prohibited.



Metal Detecting Map



Office Hours of Operation

Date Approved by Council: September 10, 2015

Resolution: 09.09.15

Review Date: November (review with budget)

Related Bylaw: N/A

Amendments: 2017-01-23-16, 2020-06-11-144, 2022-11-10-342; 2023-11-09-707

Purpose

This policy has been adopted to provide guidelines for the normal business hours of operation for the Village of Hussar Municipal Office.

Guidelines

The Village of Hussar Office will be open Monday to Thursday from 8:00 am to 12:00 pm and from 1:00 pm to 4:00 pm.

The Village Office will be closed between 12:00 pm and 1:00 pm for lunch.

The Village Office will be closed during all Holidays as per Personnel Policy 4.7. When vacation time is taken by the CAO, or the CAO is attending training or meetings the office may remain open by the Administrative Assistant.

The Village Office will be closed for Christmas Break from December 25 to December 31 of each year. Employees will receive pay for holidays as per Personnel Policy 4.7 during this time. On any day during the office closure which is not a holiday as per Policy 4.7, employees will be required to utilize Vacation days to receive full pay for this period. If the employee does not have the required Vacation days to cover the office closure days, council may approve additional vacation days.

The public will be notified of any Office closure via public notice posted at the Village Office, Post Office and on the Village of Hussar's Social Media Sites.

Faxing & Photocopying Policy

Date Approved by Council: July 18, 2015

Resolution: 14.07.15

Review Date: January

Related Bylaw: N/A

Amendments: 2017-01-23-16; 2021-03-11-381; 2022-02-03-029

Purpose

This policy has been adopted to provide guidelines for faxing and photocopying requests from the public.

Guidelines

The Village of Hussar will provide photocopy, printing, scanning and fax services to the public up to twenty-five (25) pages maximum at one time for business not relating to the Village.

The Village of Hussar will provide photocopy, printing, scanning and fax services to the public with no maximum for documents relating to the Village, including but not limited to bylaws, policies, minutes and personal account information (taxes and utilities).

The Village of Hussar may charge a fee for all photocopying, printing, scanning and fax services not related to personal account information as per Administrative Policy 5.3.

Council meeting packages can be purchased for a flat fee:

0-125 pages \$10.00

126+ pages \$20.00

Land Use Bylaw can be purchased for a flat fee of \$10.00

Rates & Fees

Date Approved by Council: January 23, 2017

Resolution: 2017-01-23-16

Review Date: January

Related Bylaws: Various

Amendments: 2017-08-17-07; 2020-01-09-005; 2022-02-03-030; 2022-02-24-063; 2022-04-14-129;
2023-02-09-437; 2023-04-17-523

Purpose

The purpose of this policy is to set the various rates and fees charged by the Village Office for providing services to residents and the public not specified by a Village Bylaw or other Village Policy.

Fee Schedule

ADMINISTRATIVE RATES & FEES

Information Request..... FOIP Act	\$25.00/request
..... Cost to prepare information requested	\$30.00/hour
NSF Cheques..... 1 st NSF Cheque	\$25.00
..... 2 nd NSF Cheque	\$50.00
..... No Further Cheques Will be Accepted	
Photocopying, etc. Policy 5.2	\$0.25/page
Council Meeting Package.....0-125 pages.....	\$10.00
Council Meeting Package.....126+ pages.....	\$20.00
Printed Land Use Bylaw	\$10.00
Tax Certificate	\$40.00
Hawker Peddler's License.....Per Person/Per Year.....	\$50.00
Title Search.....	\$10.00

ANIMAL LICENSES (Bylaw 485-13)

Spayed/Neutered AnimalFirst 2 Animals	\$10.00/each
Un-spayed/Un-neutered AnimalFirst 2 Animals	\$20.00/each
Third Animal.....	\$50.00

CAMPGROUND (Policy)

Powered Site.....	\$25.00/night
Non-Powered Site	\$15.00/night
Tent	\$10.00/night
Group Camping (Reservation Only)	\$10.00/night/unit
Camp Shelter (Reservation Only).....	\$25.00/day
Entire Campground (Reservation Only)...Does not include Group Camping	\$250.00/night
Entire Campground (Reservation Only)....Includes Group Camping/Ball Diamonds.....	\$300.00/night

Monthly Rate (Reservation Only) Powered Site	\$500.00/month
Monthly Rate (Reservation Only) .. Non-Powered Site	\$350.00/month

CEMETERY PLOTS

Burial Plot	\$200.00
Columbarium Niche	\$600.00
Memorial Wall Plaque	\$160.00

DEVELOPMENT (Bylaw 493-14)

Compliance Certificate within 1 week of request	\$75.00
..... Same Day Service- if submitted prior to noon	\$150.00
Development Permit Deck Construction	\$25.00
..... Fence	\$10.00
..... Discretionary uses not listed in fees.....	\$25.00
..... Accessory Building	\$50.00
..... Building Addition	\$100.00
..... New Construction	\$200.00
..... LUB Amendment (plus Palliser & Advertising fees)	\$100.00

HEN AND QUAIL (Bylaw 549-22)

Hen & Quail License Fee, includes Coop development permit (accessory building.....	\$50.00
Annual Hen & Quail License Fee (Jan 1 – Dec 31)	\$25.00
PRINTED Complete information package	\$10.00

PUBLIC WORKS

Mowing of Private Lots	\$125.00/hour
-------------------------------------	---------------

UTILITIES (Bylaw 496-15 and 499-15)

Water Service Monthly	\$68.00/month
..... Annual	\$816.00/year
Sewer Service Monthly	\$16.00/month
..... Annual	\$192.00/year
Garbage Service Monthly	\$26.00/month
..... Annual	\$312.00/year
Extra Garbage Bag Tag (bundles of 5 or 10)	\$1.00/per tag
Penalties (Monthly Only).....	3%
Curb Stop Shut Off Fee	Actual Cost + 25% Admin Fee

General Guidelines

Updates to this policy may be made indirectly by Council resolution or by the approval or amendment of Bylaws or Policies. These updates will be incorporated into this policy automatically without separate approval of Council and will not be included as a tracked amendment to the policy.

Annual Budgeting Process

Date Approved by Council: November 30, 2017

Resolution: 2017-11-30-03

Review Date: November

Related Bylaws: N/A

Amendments: 2020-09-17-224

Purpose

The *Municipal Government Act* requires that each year the Village must adopt an annual budget. In addition the Village must prepare a three year financial plan and five year capital plan. This policy provides council, administration and the public with direction in regards to the annual budgeting process for the Village.

Definitions

“Annual budget” means a combined operating budget and capital budget for the calendar year determined on a basis consistent with accounting standards and the *Municipal Government Act*.

“Capital Plan” means the five year capital spending plan of the Village.

“Financial Plan” means the three year operating spending plan of the Village.

“Interim Budget” means a temporary operating budget. An interim budget ceases to have any effect when the annual budget for that calendar year is adopted.

“Strategic Plan” means the four to ten year plan that identifies the critical priorities and outcomes to be achieved by the Village during that time.

Process

A summary of the Village’s annual budget process is as follows:

1. Review of the Strategic Plan
2. Updating of the Financial Plan
3. Adoption of the Interim Budget
4. Updating of the Capital Plan
5. Adoption of the Annual Budget

STRATEGIC PLAN

The Strategic Plan guides the Village along a path and provides focus and purpose to all decisions. Strategic planning is used to determine long-term vision and goals, and to develop the action plan to achieve those goals. It is also a good method for the Village to communicate strategic priorities to staff and citizens.

The Village's Viability Report and 10 Year Capital Plan will be incorporated into Strategic Plan.

Every four years, after the general municipal election, council and staff will meet to renew the Strategic Plan. This renewal process will include the following:

1. Review of the previous Strategic Plan.
2. Discussion on new services, projects or upgrades to be included in the Plan. This discussion may include input from council, staff, community groups, and residents.
3. Prioritization of items within the Strategic Plan. Council will determine which items they would like to complete within the next four years. They may determine in which year they would like to complete each item. All other items will be discussed as to whether they will be included in the plan as "future projects" or if they will be removed from the plan.
4. Review and adoption of the Strategic Plan. Administration will draft the Strategic Plan based on those priorities chosen by Council. The draft plan will be presented to Council for discussion and adoption by resolution.

The Strategic Plan, upon adoption, becomes the guideline for all other financial planning and budgeting decisions for the Village.

Cost estimates are not required to be included in the Strategic Plan. However, cost estimates, as well as direction for funding sources, may be included to help guide other decisions regarding items within the Plan. (For instance, an item may be prioritized within the Strategic Plan but have with it a condition that it must include a specific percentage of grant funding, or that each year a specific amount of revenue be placed in reserves for the project.)

In each year following the adoption of the Strategic Plan, Council will review the plan to ensure that it continues to meet the priorities of the Council and the Village. Minimal changes should be made to the plan at this time.

FINANCIAL PLAN

The Financial Plan is the three-year operating plan for the Village. The three-years referred to do not include the current budget year.

The Financial Plan is drafted by Administration based on reasonable assumptions for future cost and revenue estimates, as well as by including priorities from the Strategic Plan. Council must approve the Financial Plan by resolution.

The Financial Plan must include anticipated total revenues and total expenses by major category, the anticipated annual surplus or deficit, and the anticipated accumulated surplus or deficit.

The Financial Plan will be developed as a rolling plan, meaning that earliest year of the Financial Plan should become the Interim Budget for that year, and an additional year will be added to the end of the Plan. Minor adjustments may be made to the other years if necessary.

INTERIM BUDGET

The Interim Budget must be adopted by Council by December 31st of the previous year. This is to allow Administration to continue to make expenditures prior to the adoption of the Annual Budget.

The Interim Budget is that years' portion of the Financial Plan, with minor adjustments if necessary. It is an operating budget only.

In addition to those items required to be included in the operating budget portion of the Annual Budget, the Interim Budget document presented to Council for adoption will include a comparison of the previous years' budget, the previous years' actual, and the current year budget amounts.

The initial presentation and adoption of the Interim Budget will not include a year-to-year comparison of the tax rate of the Village. However, future budget deliberation and discussion may include a comparison.

CAPITAL PLAN

The Capital Plan is the five-year capital infrastructure plan for the Village. The five-years referred to do not include the current budget year.

The Capital Plan is drafted by Administration based on priorities from the Strategic Plan. Council must approve the Capital Plan by resolution.

The Capital Plan must include planned capital property additions and allocated or anticipated funding sources. Property includes land, land improvements, buildings, engineered structures, and equipment.

The Capital Plan will be developed as a rolling plan, meaning that earliest year of the Capital Plan should become the capital budget for that year, and an additional year will be added to the end of the Plan. Minor adjustments may be made if necessary.

ANNUAL BUDGET

The Annual Budget includes both the operating and capital budgets for the Village and must be adopted by Council no later than June 20th of that year. This is because of the requirement for the mailing of the combined Tax/Assessment Notices.

The Annual Budget is drafted by Administration and is a result of the Interim Budget, including any adjustments as required by Council, and the capital budget. The capital budget is that years' portion of the Capital Plan, with any required adjustments.

The Interim Budget and capital budget may be reviewed and adjusted by Council as often as Council feels is necessary prior to the adoption of the Annual Budget. During this review Council must be presented with a year-to-year comparison of the tax rate and assessment data for the current year and previous year. This comparison must be provided no later than during the final budget discussions prior to the presentation of the Annual Budget.

The operational portion of the Annual Budget must include:

- The amount needed to provide for the council's policies and programs (general operations)
- The amount needed to pay debt obligations
- The amount needed to pay for requisitions
- The amount to be transferred to reserves
- The amount to be transferred to the capital budget
- The amount of annual amortization expenses of tangible capital assets
- The amount needed to recover any shortfall as required by the *MGA*
- The amount of tax revenue
- The amount of grant revenue
- The amount transferred from accumulated surplus funds or reserves
- The amount of any other sources of revenue

The capital portion of the Annual Budget must include:

- The amount needed to complete the capital projects
- The anticipated sources of revenue to pay the costs of the projects
- The amount to be transferred from the operating budget

The Village may not budget for a shortfall (deficit) in the operating portion of its budget. However, for the purposes of determining this shortfall, the amount of annual amortization is not included as it is a non-cash expense.

Budgeting Considerations

The Financial Plan, as well as Interim Budget and Annual Budget will include an annual contingency amount to provide for unanticipated expenditures. Council approval is required before expending the contingency.

The Village will utilize conservative estimates when determining revenues, other than taxation revenues. Review revenue sources to ensure an appropriate balance between property taxes, special taxes, local improvement taxes, franchise fees, and user fees exist.

Council will review the CAO's hours of work and Administrative Policy 5.1 Office Hours of Operation to ensure that tasks associated with customer service and those associated with the administration of the Village are completed efficiently and effectively

Utility rates will be reviewed annually and adjusted to recover the full cost of expenses associated with the service, including garbage, water and sewer services. Council should include a contingency amount within these user fees for unexpected expenditures.

An expenditure may only be made if it is included in the Annual Budget, if it is for an emergency, or is legally required to be paid. If an expenditure is not included in the Annual Budget it must receive approval by council resolution.

The Village will complete capital projects using the highest amount of grant funding available. The Village will attempt to fund all capital projects 100% through grants and reserves where possible.

Service Capacity Review

To align:

- program and service levels
- council and residents' expectations
- available resources and funding

And communication to residents of the importance of full-cost recovery in the operation of village utilities.

Outstanding Utility Account Transfer to Tax Roll

Date Approved by Council: January 14, 2016

Resolution: 06.01.15

Review Date: January

Related Bylaw: 539-21 Utility Bylaw

Amendments: 2017-01-23-13; 2020-05-14-112

Policy Statement

This policy has been adopted to provide guidelines for the transfer of outstanding utility accounts to the property tax roll.

General Guidelines

All utility charges that are over sixty (60) days past due will be added to the tax roll for the property. Yearly mortgagee accounts will be transferred prior to tax assessment notices being sent.

The utility charge will only be transferred to the tax roll on the parcel of land associated with the utility charge so that the service address for the utility charge and the service address for the tax roll are the same.

Written notice will be provided to each utility account owner prior to the transfer of any overdue utility amount to the tax roll for the property.

Accounts receiving monthly utility billing will have the above notice inserted into the utility bill provided as of the first (1st) of the month and the notice will include the following information:

- Utility Account Number,
- Indication that the account is overdue and the overdue amount,
- Notice that the overdue amount will be transferred to the property tax roll as of the last day of the month for which the notice is being sent if payment of the overdue amount is not made in full by the final day of the month for which the notice is being sent,
- Property tax roll number to which the overdue amount will be transferred.

Accounts receiving annual billing will have written notice mailed as of April 1 of each year and the notice will include the following information:

- Utility Account Number,
- Indication that the account is overdue and the overdue amount,
- Notice that the overdue amount will be transferred to the property tax roll as of May 31st of that year if payment of the overdue amount is not made in full by May 31st of that year,
- Property tax roll number to which the overdue amount will be transferred.

Accounts receiving monthly utility billing will have overdue amounts transferred to the property tax roll after monthly utility penalties have been applied and after tax penalties have been applied to the tax roll in order to avoid penalties being applied to the transferred amount twice in one month.

Outstanding Garbage Service Fees Transfer to Tax Roll

Date Approved by Council: March 12, 2015

Resolution: 09.03.15

Review Date: January

Related Bylaw: 540-21 Garbage Collection Fees

Amendments: 2017-01-23-13; 2020-05-14-112; 2021-01-14-354

Policy Statement

This policy has been adopted to provide guidelines for the transfer of outstanding garbage service fees to the property tax roll.

General Guidelines

All garbage collection service fees that are over sixty (60) days past due will be added to the tax roll for the property. Yearly mortgagee accounts will be transferred prior to tax assessment notices being sent.

Garbage collection fees will be transferred to the tax roll of the property at the same time as overdue utility accounts are transferred and will only be transferred to the tax roll on the parcel of land associated with the utility charge so that the service address for the utility charge and the service address for the tax roll are the same.

Written notice will be provided to each utility account owner prior to the transfer of any overdue garbage collection amount to the tax roll for the property.

Accounts receiving monthly utility billing will have the above notice inserted into the utility bill provided as of the first (1st) of the month and the notice will include the following information:

- Utility Account Number,
- Indication that the account is overdue and the overdue amount,
- Notice that the overdue amount will be transferred to the property tax roll as of the last day of the month for which the notice is being sent if payment of the overdue amount is not made in full by the final day of the month for which the notice is being sent,
- Property tax roll number to which the overdue amount will be transferred.

Accounts receiving annual billing will have written notice mailed as of April 1 of each year and the notice will include the following information:

- Utility Account Number,
- Indication that the account is overdue and the overdue amount,
- Notice that the overdue amount will be transferred to the property tax roll as of May 31st of that year if payment of the overdue amount is not made in full by May 31st of that year,
- Property tax roll number to which the overdue amount will be transferred.

Accounts receiving monthly utility billing will have overdue amounts transferred to the property tax roll after monthly utility penalties have been applied and after tax penalties have been applied to the tax roll in order to avoid penalties being applied to the transferred amount twice in one month.

Private Service Repairs Charged to Homeowner

Date Approved by Council: March 12, 2015

Resolution: 08.03.15

Review Date: January

Related Bylaw: 539-21 Utility Bylaw

Amendments: 2017-01-23-13

Policy Statement

This policy has been adopted to provide guidelines for the procedure to charge costs for water and sewer repairs to the homeowner when water and sewer repairs are undertaken and paid by the Village of Hussar but are on homeowner property and are the responsibility of the homeowner.

General Guidelines

The Village may undertake water and sewer repairs on Village owned property which encroach onto private property.

All repairs on private property are the responsibility of the property owner.

When the Village undertakes water and sewer repairs that encroach on private property, the Village shall determine the amount of work conducted on private property based on the actual costs of the repair.

The amount of work determined to be on private property will be calculated based on cost per foot (or meter) of work completed with the addition of costs of any parts or equipment used or installed on private property.

The Village will invoice the owner for the amount of the repair determined to be the owner's responsibility based on the above plus a 5% administrative charge.

The property owner will have thirty (30) days to pay the invoice as determined from the date of the invoice.

If the Owner fails to pay the invoice within sixty (60) days of the date of the invoice, the amount of the repair may be transferred to the tax roll related to the property where the repairs were completed.

The Village will notify the property owner in writing when the unpaid repairs are transferred to the tax roll by way of letter sent by regular mail.

The Village of Hussar shall not be liable for any expenses incurred for repairs, cleanouts or inspections not authorized by the Village prior to the expense being incurred.

Village of Hussar

Request for Decision (RFD)

Meeting: Regular Meeting
 Meeting Date: January 11, 2024
 Title: Campground Fees
 Agenda Item Number: 6a.

BACKGROUND

Below is the campground budget and actuals for 2023. I have also included the 2022 year which is the closest we have been to a break even point for the campground. We had discussed the possibility of increasing our campground rates.

	2022 Budget	2022 Acutals	2023 Budget	2023 Actual
Campground Revenue	(12,000.00)	(14,642.00)	(4,000.00)	(4,193.10)
Fish & Game Club Payments	(500.00)	(500.00)	(500.00)	(500.00)
Campground Donations			-	
Grants from Others			-	
Campground Wages	3,855.00	2,140.37	3,000.00	3,218.89
Campground Maintenance	5,000.00	6,127.35	5,000.00	4,685.01
Campground Insurance	245.00	337.39	364.00	363.78
Campground Services & Supplies	1,200.00	492.94	1,000.00	50.43
Campground Utilities	4,325.00	6,704.91	4,500.00	3,831.07
	2,125.00	660.96	9,364.00	7,456.08

I have attached the camping rates from both Standard and Rockyford.

Some ideas for to help increase profits:

- Better signage for the pay station and maybe include the e-transfer information for the Village to make paying easier
- Both Rockyford and Standard advertise on campground sites. I have a call booked to discuss this possibility and what it would it would potentially cost.
- Maybe look at increasing our rates to ensure that the utilities are covered.

RECOMMENDATION:

1. Motion to _____
2. Accept as information at this time

Campground Rental & Reservations

Date Approved by Council: December 14, 2015

Resolution:

Review Date: December

Related Bylaw: N/A

Amendments: 2017-04-13-03; 2017-08-17-07; 2019-08-08-146; 2020-06-11-143; 2020-12-10-305; 2021-12-02-634; 2022-02-24-062; 2022-04-14-128; 2023-02-09-436

Purpose

This policy has been adopted to provide guidelines for the reservation and rental of the Hussar Campground.

Guidelines

CAMPING RATES

- Camping rates will be as follows:

Powered Site	\$25.00/night
Non-Powered Site	\$15.00/night
Tents	\$10.00/night
Group Camping	\$10.00/night/unit (Reservation Only)
Camp Shelter	\$25.00/day (Reservation Only)
Entire Campground	\$250.00/night (Reservation Only) {Does not include Group Camping}
Entire Campground	\$300.00/night (Reservation Only) {Including Group Camping and Ball Diamonds}
Monthly Rate	\$500.00/month (Reservation Only) POWERED SITES
Monthly Rate	\$350.00/month (Reservation Only) NON-POWERED SITES

- Camping fees are payable at the time of use through the self-registration booth.

TENTING

- Each campsite with a registered trailer/RV will be allowed one tent at no extra charge.
 - Additional tents will be charged the tent rate.
- Individual tents erected in powered or non-powered sites will be charged the regular site rate for those sites.
 - Additional tents erected in the same site will be charged the tent rate.

GROUP CAMPING

- The group camping area may be booked by reservation only.
- All group trailers/RVs and tents must remain parked or erected within the group camping area or will be subject to regular camping rates.
- There is no limit to the number of trailers/RVs or tents that may be parked within the group camping area.

CAMP SHELTER

8. The camp shelter may be booked by reservation only.

CAMP KITCHEN

9. The camp kitchen may be provided by Council approval only.

PLAYGROUND

10. The playground and surrounding park area are for the use of all members of the public.
11. No camping, including tenting, is allowed in the playground area.

SPORTS GROUNDS

12. The ball diamonds may be reserved for private use, group functions, tournaments, etc. at the Village Office.
13. The riding arena shall be reserved for private use, group functions, etc. at the Village Office.
14. Use of the shooting range is at the discretion of the Hussar Fish & Game Club.

RESERVATIONS

15. All reservations must be made through the Village of Hussar Office.
16. All reservations fees must be paid in full at the time of booking. If payment is not received in full the Village Office will not consider the reservation to be complete.
17. A refundable deposit in the amount of \$250.00 is required for reservation of the entire campground, group camping area, camp shelter, and any portion of the sports grounds. The full cost of any property damage repair or cleanup required will be deducted from the amount refunded.
18. Reservation fees may be paid by cash, cheque or e-transfer.

COMMUNITY GROUPS

19. Community groups may reserve the camp kitchen, camp shelter, ball diamonds, and riding arena for community events at no cost with the approval of Council.
 - a. Community groups must provide a refundable damage deposit for the use of these areas in the amount of \$250.00. The full cost of any property damage repair or cleanup required after the event will be deducted from the amount refunded.
20. Community groups may reserve the group camping area and campsites at the same rates as individual reservations.
 - a. If community groups have paid the damage deposit as per Section 19 they will not be required to pay the damage deposit as per Section 17.

CAMPGROUND RULES

21. The following rules will be posted at the campground:
 - a. Check in: 1:00 pm
 - b. Check out: 11:00 am
 - c. Quiet hours: 11:00 pm to 7:00 am
 - d. Speed limit: 10 km/hour

- e. Sites must be kept clean and tidy. Please place garbage in bins provided.
- f. No open liquor away from campsites. Unruly and/or intoxicated behaviour will not be tolerated. No glass bottles are permitted.
- g. Fires allowed in fire pits only. Do not leave fires unattended. Firewood is not provided.
- h. Pets must be on a leash and under control at all times. Owners must clean up after their pets.
- i. Parents are responsible for children in the playground areas. The Village will not be held responsible for any injuries from use of playground equipment.
- j. No operation of ATV's, Dirt Bikes, Snowmobiles, etc.
- k. Vandalism, including destroying trees, will be subject to a \$1000.00 charge and will result in eviction from the campground without refund.
- l. The Village reserves the right to refuse service to anyone and will not be held responsible for any accidents, injuries, loss or damages due to fire, theft, accident or acts of God.
- m. No camping, including tenting, is allowed in areas not designated for that usage or purpose
- n. No fireworks are allowed unless you receive permission from Council and the fire department as per Section 8.1(s) of the Village of Hussar Fire Bylaw 501-15

Rockyford Lions Campground



Rockyford Campground

**Rockyford Lions Campground is now
ONLINE!**

Please go to campreservations.ca to book a site.

Sites are no longer first come first serve. All sites must be booked online. If you need assistance with booking, please call the office @ 403-533-3950 and we will be happy to help.

Online Booking at campreservations.ca

Our campsite is now available to book using campreservations.ca. Please follow the link below:

[Book Now](#)

Photos:

Rockyford Campsite: Village of
Rockyford

PRICING

Full Service:

- \$30.00/Night
- \$650.00/Month

Power & Water:

- \$25.00/Night
- \$650.00/Month

Dry Camping:

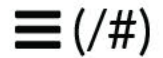
- \$15.00/Night

Dumping:

- Free with camping, \$5.00 with no camping

Storage:

- \$20.00/Month
- Payable 6 months in advance



(/)

Create Your Account

ContentLimitless

Download

Standard Municipal Campground

Home (/) > Campgrounds (/campgrounds/) > Standard Municipal Campground

Category: Private Operator

Location: Standard

GPS Lat/Long: 51.1135960, -112.982171

Address: Yorick Avenue, Standard, AB, T0J 3G0, CA

Fax: 403.644.2284

Email: cao@standardab.ca

Total Campground Sites: 10

Site Rates (not including GST):

- No Services: \$15*
- Power Only: \$25*

** Rates subject to change.*

Campground Description:

Wood stoves * Two ball diamonds on site and batting cage. * Washroom, Showers * 6 sites powered, 4 non-powered

Amenities



15 Amp Hookup



Baseball Diamond



Basic Camping



Day Use Area



Create Your Account



Village of Hussar

Request for Decision (RFD)

Meeting:	Regular Meeting
Meeting Date:	January 11, 2024
Title:	Animal Licenses
Agenda Item Number:	6b.

BACKGROUND

Attached is a some comparisons for animal licenses in a few surrounding areas.

Our poll regarding the increase of the allowable animals in bylaw 485-13. I have also included the letter received from a resident regarding animal licenses in the Village.

RECOMMENDATION:

1. Motion to _____
2. Accept as information at this time

Re: Dog By Law

MICHELLE BROWN [REDACTED] >

Wed 2023-12-27 1:48 PM

To:Village Office <office@villageofhussar.ca>;Councillors DL <councillors@villageofhussar.ca>

I just wanted to follow up about our neighbours across the alley who still have 5 dogs. They moved to town with 3 and, I have been told, they were clearly told that after one died they could not replace it. They then went and got a fourth and fifth dog after clearly knowing our bylaws. I was assured that by the end of October they had to re home at least one dog this has not happened. Also it was brought to my attention that a home owner was in asking council for leniency and he was told that there was nothing that could be done to help him as bylaws are bylaws and must be followed. Why is that true for one circumstance and not for others?

There is a reason that the bylaw was made, as there has been a dog problem in the past and village does not need to get over run by pets. Perhaps its time for council to re-view the bylaw around pets so they know exactly what it says? The bylaw clearly states people can only have 2 "licensable" pets, that includes cats, so any resident with a cat and a dog have already reached their limit and many have exceeded it. This is getting crazy that as well as the cat problem in this town we are letting people have excess numbers of dogs. Council needs to nip this in the bud and start following our bylaws and not considering changing bylaws to suit certain residents. If the village bylaws are bylaws for the person with the utilities concerns then they also should be followed for pets. In my opinion Debbie should have to go down to 2 dogs and so should everyone else, including Kate and Weichels, these exceptions are getting carried away. There have already been too many times that people have been granted special permission to have more dogs and the reality is most of them have cats too, which once again has them exceeding the limit of the bylaw. I understand there is another person asking for more dogs over the bylaw, when does it stop?

Council needs to follow the bylaw no matter who's feelings it hurts, all these people were aware of the bylaw and chose not to follow it anyway. Its no different than people deciding that they don't need to pay for items when they leave the store just because they don't want to and it doesn't suit their needs and yes that is an extreme comparison but true all the same. The law states those items need to be paid for and the village bylaw says 2 pets. This is getting very frustrating.

When you are elected to council you are there to run the village to the best of your ability within the bylaws, policies and represent ALL residents this means enforcing the bylaws that are in place govern our town. It is not a popularity contest to see how many friends you can make. Enforcing the bylaws and policy is the job no matter how unpopular it makes you. For you not to consider helping out a low income person but turn around and let every Tom, Dick and Harry have as many pets as they want is not a good look and certainly not good for the village residents. If council continues to pick and choose which bylaws they are going to follow then perhaps its time to call municipal affairs and get their take on it or perhaps maybe a refresher course in governance and what is expected of council?

Time to enforce the rules no matter how unpopular it makes you. Hopefully going forward more consideration for the good of the village as a whole is put on the forefront and less on individuals wants. When you have a homeowner asking for leniency during hard times and this isn't important enough to consider but someone wanting, not needing, leniency to have a new puppy is this reflects badly on council and can have drastic effects for the whole community with so many animals being

able to be in town. Maybe find a way to take care of the cat problem before introducing a dog problem.

Also, yes, please feel free to use my name as when I write any letters I am fully responsible for my words. I have no need to put forth a complaint and be anonymous about it even if it makes me unpopular.

Michelle Brown

[Redacted]

[Redacted]

[Redacted]

[Redacted]



[Redacted]

[Redacted]

[Redacted]

[Redacted]

[Redacted]

[Redacted]

This

is a precedent that I don't think should be set as where does
[Redacted]



HELPING LOST PETS FIND HOME

Pet licences and responsible pet ownership

Calgary pet licences are your lost cat or dog's ticket home. Licences give us the information we need to return your pets safely.

Licensing fees pay for all sorts of animal welfare programs in our city. Thanks to pet licensing, Calgary has the highest return-to-owner and lowest euthanization rates in North America.

News and updates

Tips for responsible pet ownership

Are you ready to welcome a new pet into your family? Do you know what to do if you lose your pet? Do you know how to foster positive pet interactions at off-leash parks? Our videos can help you be a responsible pet owner.

Page feedback ↕

Website feedback ↕

First ride is on us

Through the Pet Drive Home Program, peace officers are able to return lost pets directly to their owner's home when found.



Reunite cats and dogs with their families



Shelter and veterinary care at our Animal Services Centre



Download the Responsible Pet Ownership Bylaw



Reducing animal homelessness through pet adoptions



Providing medical care to adoptable animals



Helping neighbours resolve dog-related conflicts



Helping neighbours resolve cat-related conflicts



Free pet spaying and neutering for low-income Calgarians

Licence and permit fees



Cats and dogs three months or older are required to have a City of Calgary licence.

[Learn more about the Responsible Pet Ownership Bylaw.](#)

Fee description	2022	2023	2024	2025	2026
Male or Female Unaltered Dogs	\$68	\$69	\$70	\$70	\$71
Neutered Male or Spayed Female Dogs	\$43	\$43	\$44	\$44	\$45
All Unaltered Dogs Under the Age of 6 Months at the Time the Licence is Purchased	\$43	\$43	\$44	\$44	\$45
Vicious Animal Licence Fee	\$300	\$305	\$310	\$310	\$315
Nuisance Animal Licence Fee	\$119	\$121	\$123	\$123	\$125
Male or Female Unaltered Cats	\$41	\$42	\$43	\$43	\$44
Neutered Male or Spayed Female Cats	\$20	\$20	\$21	\$21	\$22
All Unaltered Cats Under the Age of 6 Months at the Time the Licence is Purchased	\$20	\$20	\$21	\$21	\$22
Replacement Tag	\$5	\$5	\$5	\$5	\$6
Urban Livestock Licence – Bee Colonies	\$10	\$10	\$11	\$11	\$1

Fee description	2022	2023	2024	2025	2026
Urban Livestock Licence - Hens	\$69	\$69	\$70	\$70	\$72
Urban Livestock Licence - Pigeons	\$10	\$10	\$11	\$11	\$12
Livestock Emotional Support Animal Permit	\$69	\$69	\$70	\$70	\$72
Temporary Livestock Permit	\$69	\$69	\$70	\$70	\$72


Licensing your pet and more information

You can [license your cat or dog online](#), in person or by phone.

[Expand all](#) 


Online 


In-person 


By phone 

Can I transfer my licence? 

Fines for false declarations on licence form 

When does my pet have to wear their licence? 

Licensing a new pet or changing your pet's status from unaltered to spayed or neutered? 

Cancel a license for a deceased pet 



Help us reunite impounded pets with their owners in our Animal Services Facebook Group.

[Join on Facebook](#)

Responsible Pet Ownership Bylaw

The [Responsible Pet Ownership Bylaw](#) helps us work with you to ensure that cats and dogs live in safety and harmony with their owners and neighbours.

We advocate responsible pet ownership through five principles:

1. Licence and provide permanent identification for cats and dogs.
2. Spay or neuter pets.



Village of Hussar

Request for Decision (RFD)

Meeting: Regular Meeting
Meeting Date: January 11, 2024
Title: Employee RRSP/TFSA vs. LAPP

Agenda Item Number: 6c.

BACKGROUND

I would like to request a conversation regarding the possibility of switching from the LAPP program to the Sunlife Group RRSP or TFSA. I have attached some information from Sunlife regarding the group RRSP's and TFSA's that they provide.

The Group RRSP and TFSA are available to employees or elected officials of a participating employer.

With the Group RRSP, your employer may make contributions on your behalf, although they have no obligation to do so. Employer contributions to a Group RRSP are a taxable benefit to the employee. The total of employer and employee contributions is tax-deductible to the employee up to the limit of the employee's available RRSP contribution room. Employer contributions to a TFSA are not allowed.

At this time LAPP works out to around \$3760 per year for the employer portion and \$3315 for the employee portion

	Contribution Rates for 2023	Contribution Rates for 2024
Member rate up to the YMPE*	7.45% on pensionable salary up to the 2023 YMPE	7.45% on pensionable salary up to the 2024 YMPE
Member rate over the YMPE	11.23% on portion of pensionable salary over the 2023 YMPE	10.65% on portion of pensionable salary over the 2024 YMPE
Employer rate up to the YMPE	8.45% on pensionable salary up to the 2023 YMPE	8.45% on pensionable salary up to the 2024 YMPE
Employer rate over the YMPE	12.23% on portion of pensionable salary over the 2023 YMPE	11.65% on portion of pensionable salary over the 2024 YMPE

The YMPE is set at \$66,600 for 2023. The 2024 YMPE is not yet known

RECOMMENDATION:

1. Motion to _____
2. Accept as information at this time


LAPP Pension E News October 23, 2023



Mon 2023-10-23 1:01 PM

To:Village Office <office@villageofhussar.ca>

[Click here to view this newsletter in your browser](#)



October 23, 2023

LAPP Contribution Rates for 2024

The LAPP Sponsor Board voted unanimously to **maintain** contribution rates for employers and members on pensionable earnings up to the YMPE* and **reduce** contribution rates on pensionable earnings above the YMPE, bringing contribution rates into alignment with how LAPP benefits accrue.

The contribution rates effective January 1, 2024, are as follows:

	Contribution Rates for 2023	Contribution Rates for 2024
Member rate up to the YMPE*	7.45% on pensionable salary up to the 2023 YMPE	7.45% on pensionable salary up to the 2024 YMPE
Member rate over the YMPE	11.23% on portion of pensionable salary over the 2023 YMPE	10.65% on portion of pensionable salary over the 2024 YMPE
Employer rate up to the YMPE	8.45% on pensionable salary up to the 2023 YMPE	8.45% on pensionable salary up to the 2024 YMPE
Employer rate over the YMPE	12.23% on portion of pensionable	11.65% on portion of pensionable

**Contribution Rates for
2023**

salary over the 2023
YMPE

**Contribution Rates for
2024**

salary over the 2024
YMPE

*YMPE (Year's Maximum Pensionable Earnings) is a figure set each year by the Canadian government that specifies the earnings amount that can be used in calculating contributions to the Canada Pension Plan (CPP) and can be used in calculating contributions to registered pension plans, such as LAPP, for each year.

The YMPE is set at \$66,600 for 2023. The 2024 YMPE is not yet known; LAPP Corporation will update employers when the figure is released.

Questions?


If you require assistance or have any questions, please contact your Employer Services Representative at 1-877-391-3675 (enter your 3-digit employer number when prompted) or email employerservices@apsc.ca.

You're receiving this communication as an employer of LAPP and as required by legislation and regulations. Please [click here](#) if your email was included by error or if these emails no longer relate to your position.



Group Registered Retirement
Savings Plan (RRSP) &
Tax-Free Savings Account (TFSA)

Program Booklet



 **Alberta
Municipalities**
Strength
In Members

November 2021

This booklet provides an overview of the group savings plans administered by the Alberta Municipal Services Corporation (AMSC) which include the Group RRSP and TFSA. The Group RRSP allows for the tax-deferral of retirement savings. Contributions to the plan are tax-deductible while any withdrawals from the plan are taxable as income in the year received. A Tax-Free Savings Account, on the other hand, allows for the accumulation of savings on a tax-free basis. Contributions to a TFSA are made with after-tax income while any withdrawals from the plan (including income earned while a member of the plan) are tax-free and can be recontributed the following taxation year.

Who can participate?

The Group RRSP and TFSA are available to employees or elected officials of a participating employer. An eligible employer may participate in either savings plan or both. Each participating employer has discretion to determine which employees are eligible to participate. Employee participation is voluntary.

Participating employers may also specify certain parameters in the design of their Group RRSP, such as employer contributions and withdrawal restrictions on employer contributions.

How are contributions made, and who makes them?

Contributions are made by payroll deduction. You may contribute a fixed dollar amount per pay, or a percentage of your salary.

With the Group RRSP, your employer may make contributions on your behalf, although they have no obligation to do so. Employer contributions to a Group RRSP are a taxable benefit to the employee. The total of employer and employee contributions is tax-deductible to the employee up to the limit of the employee's available RRSP contribution room. Employer contributions to a TFSA are not allowed.

How are your contributions and any contributions on your behalf invested?

You are responsible for selecting investment options from a list of funds provided through Sun Life Financial that have been reviewed and approved by AMSC. It is recommended that you consult with a qualified financial advisor prior to making any investment decisions.

If you do not select an investment option(s), your funds will be placed in a default fund. The default fund is the Target Date Fund closest to (without exceeding) the date on which you reach 65 years of age.

Which types of investment options are available?

Investment choices fall into 2 broad categories:

- Funds built by you are generally chosen by individuals who want to manage their own investments and have some investment knowledge
- Funds built for you are target date funds which mature at certain future dates, are professionally managed and generally chosen by individuals who want help managing their investments. Funds can be chosen to most closely align with the date that you expect to require your funds.

The available investment options under the Group RRSP & TFSA savings plans consist of the following funds:

Target Date Funds

Each target date fund has a specified maturity date and the asset mix of the fund generally becomes more conservative as the fund approaches the maturity date. You determine which fund to invest in by matching your investment time horizon with the maturity date of a fund. Like all other segregated funds available in the group savings plans, the value of the assets and the rate of return are not guaranteed.

Guaranteed Fund

This fund earns a set rate of interest and provides a guarantee to receive interest, plus the contributions made, at the end of a three-year term. The contributions are accumulated under a Group Annuity Policy issued by Sun Life Assurance Company of Canada, a member of the Sun Life Financial group of companies.

Money Market Fund

This fund invests primarily in short-term investments (under 1 year) which are typically issued by the government or high-quality corporations. It is considered a liquid investment and earns a low rate of return compared to other, riskier fund classes over long periods.

Bond (fixed income) Fund

This fund invests in bonds issued by governments and corporations. While they have the potential to earn higher returns than money market funds, they are also generally riskier when interest rates change. Bond fund values will decrease as interest rates rise, and vice versa.

Equity Funds

These funds invest mainly in stocks. When you buy a stock, you are buying an equity ownership share in a company. Equities tend to be more volatile than other types of investment funds but have historically provided the best returns over the long term. Equity funds will often specialize in different parts of the world, different geographic areas or different economic sectors, or use a particular investment strategy, all of which affect their risk level.

You may obtain additional information concerning the available investment options from Sun Life Financial's "my money @ work" guide, or by signing in to www.mysunlife.ca using your access ID and password. In the event you do not currently have online account access, a generic access ID and password may be used for informational purposes only (access ID: 0921302; password: 26018802).

How do I make investment changes?

You can change your investment direction for future contributions, as well as transfer accumulated assets between funds, at any time either online at www.mysunlife.ca or by calling the Sun Life Financial Customer Care Centre toll free at 1-866-733-8613.

Warning regarding short term trading

Frequent trading or “short term trading” is the practice whereby an investor makes multiple buying and selling transactions on a regular basis in an attempt to boost returns to their account. Short term trading affects all investors in the fund and can lead to a negative impact on performance. For this reason, a 2% fee will be charged if an interfund transfer is initiated into a fund, followed by an interfund transfer out of the same fund within 30 days. The fee will not be charged for transactions involving guaranteed funds or money market funds.

What happens to my investments when I terminate employment?

The following options are available to all terminating plan members:

1. Keep your assets at Sun Life Financial and move your account(s) to their Group Choices Plan.
2. Transfer your asset balance(s) to another external Registered Retirement Savings Plan (RRSP) and/or Tax-Free Savings Account (TFSA).
3. Take a cash payment of the value of your assets. Funds withdrawn from a RRSP are taxable in the year received while withdrawals from a TFSA are tax free.

A RRSP may be converted to a Registered Retirement Income Fund (RRIF) at any time. Please note that a RRSP must be converted to a RRIF, annuity or distributed as a taxable lump-sum cash payment prior to the end of the year you attain age 71.

What happens in the event of my death before termination?

The value of your account is payable to your designated beneficiary.

Where can I obtain additional information?



Types of savings programs offered:

Group Registered Retirement Savings Plan (RRSP)

A Group RRSP permits an employee to contribute to an RRSP directly through their employer via payroll deductions. Employer contributions are optional and are a taxable benefit to employees.

The total of employer and employee contributions is tax-deductible to the employee up to the limit of their available RRSP contribution room. Each year, your available RRSP room is shown on your Notice of Assessment provided by the Canada Revenue Agency.

Tax-Free Savings Accounts (TFSA)

TFSA's provide individuals a tax-free method of savings. Contributions are by payroll deduction on after tax earnings. Savings grow tax free and there are no tax consequences upon withdrawal. Any unused room can be carried forward to future years.

There are no restrictions to withdrawing money from the TFSA, however there may be a small withdrawal fee. Any withdrawals may be recontributed the following taxation year and do not reduce contribution room.

Benefits of our savings programs include:

Low fees:

By leveraging the power of our members, our savings programs are able to offer the following advantages:

- Low investment fund management fees
- No sales commissions
- No account administration fees

Ease of contributing:

The convenience of contributing through payroll deduction sets you up for savings success:

- Pay yourself first by selecting an amount that works for you and watch your savings grow
- Ability to transfer assets from existing RRSPs and TFSA's
- Benefit from immediate tax savings on your RRSPs, as contributions will be made on a pre-tax basis

Robust governance oversight:

Our APEX Governance Board is responsible for the governance oversight of savings programs, ensuring that:

- Regulatory requirements are met
- Programs are compliant with Capital Accumulation Plan (CAP) Guidelines
- Investment fund performance is regularly reviewed

Exceptional customer service:

Along with personalized support through our staff, you also receive access to resources available through Sun Life Financial including:

- Interactive on-line retirement planning tools
- Investment risk profiler questionnaire
- Personalized investment advice

Connect



How do lower fees on the investment funds impact your savings?

By paying lower fees, more of your hard-earned contributions stay invested in your account.

Over time, lower fees can have a significant impact on the balance in your group retirement savings plan.

The table below shows the difference in the total amount you would save with different management fee rates, assuming \$4,000 is invested each year and your account earns a 5.75% gross rate of return annually.

Years of contribution	Total contributions to your plan account	Fund management fee*				
		3%	2.5%	2%	1.5%	1%
10 years	\$40,000	\$46,132	\$47,512	\$48,936	\$50,406	\$51,923
20 years	\$80,000	\$105,634	\$112,026	\$118,870	\$126,201	\$134,054
30 years	\$120,000	\$182,379	\$199,625	\$218,814	\$240,176	\$263,972

*Assumes fees are charged annually at year-end and contributions are made January 1.

\$45,158

Investment options and fees

Fund categories	Fund lineup	Fund management fee**
Built FOR me Target date funds	BlackRock LifePath® Index 2025 Segregated Fund	0.88%
	BlackRock LifePath® Index 2030 Segregated Fund	0.89%
	BlackRock LifePath® Index 2035 Segregated Fund	0.89%
	BlackRock LifePath® Index 2040 Segregated Fund	0.90%
	BlackRock LifePath® Index 2045 Segregated Fund	0.90%
	BlackRock LifePath® Index 2050 Segregated Fund	0.91%
	BlackRock LifePath® Index 2055 Segregated Fund	0.91%
	BlackRock LifePath® Index 2060 Segregated Fund	0.95%
	BlackRock LifePath® Index Retirement Segregated Fund	0.87%
Built BY me Guaranteed/Money market	Sun Life Assurance 3 Year Guaranteed Fund	N/A
	Sun Life Financial Money Market Segregated Fund	0.74%
Bond (fixed income)	BlackRock Universe Bond Index Segregated Fund	0.73%
Canadian equity	Beutel Goodman Canadian Equity Segregated Fund	0.96%
	CC&L Group Cdn Q Growth	1.01%
U.S. equity	BlackRock U.S. Equity Index Segregated Fund	0.73%
International equity	MFS International Equity Segregated Fund	1.21%

**Fund management fees as of January 1, 2021



Know your responsibilities.

As a member of our savings programs, you're responsible for making investment decisions and for using the tools and information that have been provided to help you make these decisions.

You should also decide if seeking investment advice from a qualified individual makes sense for you.




Connect



RE: 753 - Village of Hussar - RRSP/TFSA**Pensions <Pensions@abmunis.ca>**

Fri 2023-12-22 9:49 AM

To: Village Office <office@villageofhussar.ca>
[REDACTED] 3 attachments (8 MB)

RRSP TFSA Start Savings Guide NEW.pdf; ABMunis - Program Booklet - Group RRSP and TFSA.pdf; ABMunis Fact Sheet_Retirement Services_Savings Programs.pdf;

Hello Kate,

Thank you for contacting us regarding information on our RRSP & TFSA savings programs.

Our Group RRSPs and Tax-Free Savings Account (TFSA) are our competitive savings programs that are easy to enroll in, customizable to meet your needs, and offer low fund management fees. This competitive and well-managed solution is designed to help employees reach retirement savings goals in a cost-effective manner.

These savings programs can be offered as a supplemental savings to existing programs or as a primary savings program for organizations that do not presently have a retirement savings program.

Facts about our Group RRSPs & TFSAs:

- Same low fund management fees that are available under the ACPP plan.
- Contributions can be made through payroll deductions.
- Immediate tax savings are achieved through payroll deductions.
- Employees can control and adjust contribution rates.
- Employers choose and control the matching contribution rate.
- Available to all Alberta Municipalities member employees.

The materials included covers the basics of the Plan design; however, we would be happy to present the details of the plan to you, or your Board, through a presentation if you would prefer. I have cc'd Ala Lada as he is the Regional Manager for your area.

If you have any questions about our retirement services offerings, or your Board has requested additional information, please do not hesitate to contact us.

Attachments:

RRSP TFSA Start Savings Guide.pdf

ABMunis - Program Booklet - Group RRSP and TFSA.pdf

ABMunis Fact Sheet_Retirement Services_Savings Programs.pdf

Thank you,
Tiffany

From: [REDACTED]**Sent:** Friday, December 22, 2023 9:30 AM**To:** [REDACTED]**Cc:** [REDACTED]**Subject:** 753 - Village of Hussar - RRSP/TFSA

Good morning,


Yes, I have looped in our Retirement Services department to help assist you.

Retirement Services, can you assist the Village of Hussar with the inquiry below?

Thank you! 😊

[Redacted]

[Redacted]



This email and any files transmitted with it are confidential and intended solely for the use of the individual or entity to whom they are addressed. If you have received this email in error please notify the sender. This message contains confidential information and is intended only for the individual named. If you are not the named addressee, you should not disseminate, distribute or copy this email.

We respectfully acknowledge that we live, work, and play on the traditional and ancestral territories of many Indigenous, First Nations, Métis, and Inuit peoples. We acknowledge that what we call Alberta is the traditional and ancestral territory of many peoples, presently subject to Treaties 4, 6, 7, 8 and 10 and Six Regions of the Métis Nation of Alberta.

[Redacted]

Subject: Re: 753 - Village of Hussar - Pricing

Some people who received this message don't often get email from office@villageofhussar.ca. [Learn why this is important](#)

External: This Email is from an external sender. Be alert for Phishing. Do not click links if you do not know the sender.

Good Day Lisa,

Thank you for this information. I have presented it to our Council. We are just awaiting our next meeting for their final decision.

I was also wondering if you have any information or packages for employee savings packages. Like RRSP, LIRA, TFSA?

I thought I was reading it somewhere, I just am not sure where.

Thanks,



Liz Santerre

Village of Hussar
Request for Decision (RFD)

Meeting:	Regular Meeting
Meeting Date:	January 11, 2024
Title:	Freedom to Read Week
Agenda Item Number:	6d.

BACKGROUND

The Marigold Library System Board has declared February 18 – 24, 2024, as **Freedom to Read Week**. We encourage all member municipalities to consider supporting intellectual freedom in Canada by joining Marigold in declaring your support for [Freedom to Read Week](#).

Attached is a memo that contains a proclamation that can be customized for your municipality.

RECOMMENDATION:

1. Motion to _____
2. Accept as information at this time

FREEDOM TO READ PROCLAMATION



FREEDOM TO READ WEEK SEMAINE DE LA LIBERTÉ D'EXPRESSION

CENSURE
Liberté d'expression
accès à l'information

CENSORSHIP
freedom of expression
access to information

WHEREAS *Freedom to Read Week* is an initiative to promote literacy, tolerance, knowledge, and a love of reading among all Canadians;

AND WHEREAS the right to pursue the truth through free inquiry is essential to democratic decision-making;

AND WHEREAS the freedom to read print on paper or online, is the essence of free inquiry;

AND WHEREAS the freedom to read can never be taken for granted;

AND WHEREAS the freedom to read is under attack;

NOW THEREFORE BE IT RESOLVED that:

the Council of _____ endorses the objectives of *Freedom to Read Week*, and recognizes, reaffirms, and defends the rights of the citizens of _____ individually to decide what they will or will not read; and calls on all residents to actively work to achieve these objectives, and in so doing ensure _____ continues to be a Freedom to Read zone in which the freedom to read and the right to seek information will not be violated.

NOW, THEREFORE I, _____

DO HEREBY PROCLAIM the week of February 18 – February 24, 2024, as

FREEDOM TO READ WEEK

in _____

Village of Hussar

Request for Decision (RFD)

Meeting:	Regular Council
Meeting Date:	January 11, 2024
Title:	Utility Rate Options for 2024
Agenda Item Number:	6e.

BACKGROUND/DISCUSSION:

I have provided 6 options for each water, sewer and garbage for Council to review.

I have provided a 2022 & 2023 actuals sheet (up to Nov 30, 2023)

As these rates were previously set by Bylaws, bylaw amendments with the changes approved by Council will be brought to the next meeting.

Council also needs to discuss when they would like the changes to take effect so that I can budget appropriately and provide notification to residents.

Based on the 2024 working budget I have used the following rates in my calculations:

Water - \$70/month

Sewer - \$20/month

Garbage - \$26/month

RECOMMENDATION:

Motion that the Utility Rates be set as follows:

Water service rate – \$_____

Sewer service rate – \$_____

Garbage service rate – \$_____

For a total amount of \$_____ per month and that these changes take effect on _____, 202_, and that administration make the necessary changes to the Utility Bylaw to reflect these amounts which will be brought forward for first reading on _____.

Utility Rate Policy

Date Approved by Council: December 21, 2021

Resolution: 2021-12-21-667

Review Date: December
(Review with Bylaw)

Related Bylaw: xxx-24 Utility Bylaw

Amendments:

Policy Statement

This policy has been adopted to provide guidelines for billing and collection of rates and charges associated with the use of municipally owned and operated utility systems.

General Guidelines

Billing

- All new owners must complete the Utility Account Activation Form, as per the “Schedule C” in the Village of Hussar Utility Bylaw xxx-24.
- All utility billings will be sent to the landowner and become the responsibility of the landowner, not the renter, and non-payment of the utility bill could result in the transfer of outstanding balances to their taxes pursuant to the Municipal Government Act, Section 553.
- The renter may receive a copy of the utility bill upon approval of the landowner.
- Utilities are invoiced on a monthly basis and will be mailed by the 5th of the month
- Utilities are due on the last day of the month as set out in the utility bill.
- Annual utility billing accounts are invoiced in February and are due March 31st.

Outstanding Accounts:

- An account is considered “outstanding” when the Village has not received payment on or before the due date.
- All “outstanding” accounts will be charged a penalty of 3% as per the Schedule A Rates in the Village of Hussar Bylaw xxx-24 Utility Bylaw
- Upon 30 days past due the Village will provide written notice to each utility account owner that will notify the landowner that the utilities may be transferred to the tax roll of the property once they reach 60 days past due.
- As per the Village of Hussar Utility Bylaw #xxx-24 and Utility Transfer to Tax Roll Policy under the authority of the Municipal Government Act any amount overdue by 60 days will be transferred to the tax roll of the property
- The utility charge will only be transferred to the tax roll on the parcel of land associated with the utility charge so that the service address for the utility charge and the service address for the tax roll are the same.
- Accounts receiving monthly utility billing will have overdue amounts transferred to the property tax roll after monthly utility penalties have been applied and after the tax penalties have been applied to the tax roll in order to avoid penalties being applied to the transferred amount twice in one month.

	2023 Budget	2023 Actual	2024 Budget	
1410040000 Water Billing	(79,516.00)	(81,650.30)	(91,980.00)	73/mi
1410041000 Water Services/Supplies	(100.00)	-	(100.00)	
1410041500 Bulk Water Sales	-	-	-	
1410051000 Water Penalty	(1,050.00)	(1,586.01)	(1,400.00)	
2410021500 Water postage and Freight	500.00	529.72	550.00	
2410023000 Water Operations Contract	27,600.00	29,356.60	29,500.00	
2410023500 Water Testing	250.00	-	250.00	
2410025000 Water Contracted Maintenance	24,000.00	14,691.56	24,000.00	
2410026000 Lease Payments	3,166.00	3,166.72	3,250.00	
2410027000 Insurance Premiums	1,699.00	1,698.99	1,780.00	
2410051000 Water Services/Supplies	152.00	151.25	155.00	
2410053000 Treatment Chemicals	4,800.00	4,032.65	5,000.00	
2410054000 Water Utilities	17,000.00	21,169.15	21,500.00	
2410077000 Transfer to Reserves	1,499.00	8,439.67	7,495.00	
2410080000 Water - Amortization Expense	38,630.00	38,630.00	38,630.00	
	38,630.00	38,630.00	38,630.00	
1420040000 Sewer Billing	(29,664.00)	(27,229.62)	(25,200.00)	20/mi
1420051000 Sewer Penalty	(1,000.00)	(878.25)	(850.00)	
2420023000 Sewer Operations Contract	7,000.00	7,339.16	7,500.00	
2420025000 Contracted Maintenance	3,675.00	1,899.80	3,900.00	
2420027000 Insurance Premiums	1,001.00	1,000.94	1,100.00	
2420051000 Sewer Services/Supplies	120.00	-	120.00	
2420054000 Sewer Utilities	3,500.00	4,142.12	4,500.00	
2420077000 Transfer to Reserves	14,872.00	13,230.61	8,930.00	
2420080000 Sewer - Amortization Expense	22,338.00	22,338.00	22,338.00	
2420083000 Debenture Interest	496.00	495.24	-	
	22,338.00	22,338.00	22,338.00	
1430040000 Garbage Collection Billing	(31,512.00)	(31,239.54)	(33,372.00)	27/mi
1430051000 Garbage Collection Penalty	(500.00)	(706.18)	(600.00)	
2430011000 Garbage Collection Wages	3,600.00	3,345.85	3,600.00	
2430025000 Transfer Site Maintenance	7,000.00	8,002.38	8,200.00	
2430035000 Transfer Site Labour	7,875.00	6,463.89	7,500.00	
2430054000 Transfer Site Utilities	525.00	338.34	525.00	
2430076000 Drum Solid Waste Requisition	7,646.29	7,646.29	9,015.00	Acuta
2430077000 Transfer to Reserves	4,611.96	5,495.21	4,373.00	
2430078000 SAEWA Requisition	99.75	-	105.00	
2430077000 Loan Interest	654.00	653.76	654.00	Acuta
	-	(0.00)	-	

WATER	No Rate Change	Option 1	Option 2	Option 3	Option 4	Option 5	Option 6
Billing	-\$ 85,680.00	-\$ 86,940.00	-\$ 88,200.00	-\$ 89,460.00	-\$ 90,720.00	-\$ 91,980.00	-\$ 93,240.00
Water Supplies and Se	100.00	100.00	100.00	100.00	100.00	100.00	100.00
Penalty	-\$ 1,400.00	-\$ 1,400.00	-\$ 1,400.00	-\$ 1,400.00	-\$ 1,400.00	-\$ 1,400.00	-\$ 1,400.00
Freight	\$ 550.00	\$ 550.00	\$ 550.00	\$ 550.00	\$ 550.00	\$ 550.00	\$ 550.00
Ops Contract	\$ 29,500.00	\$ 29,500.00	\$ 29,500.00	\$ 29,500.00	\$ 29,500.00	\$ 29,500.00	\$ 29,500.00
Water Testing	\$ 250.00	\$ 250.00	\$ 250.00	\$ 250.00	\$ 250.00	\$ 250.00	\$ 250.00
Cont. Maintenance	\$ 24,000.00	\$ 24,000.00	\$ 24,000.00	\$ 24,000.00	\$ 24,000.00	\$ 24,000.00	\$ 24,000.00
Lease Payments	\$ 3,250.00	\$ 3,250.00	\$ 3,250.00	\$ 3,250.00	\$ 3,250.00	\$ 3,250.00	\$ 3,250.00
Insurance	\$ 1,780.00	\$ 1,780.00	\$ 1,780.00	\$ 1,780.00	\$ 1,780.00	\$ 1,780.00	\$ 1,780.00
Service/Supplies	\$ 155.00	\$ 155.00	\$ 155.00	\$ 155.00	\$ 155.00	\$ 155.00	\$ 155.00
Chemicals	\$ 5,000.00	\$ 5,000.00	\$ 5,000.00	\$ 5,000.00	\$ 5,000.00	\$ 5,000.00	\$ 5,000.00
Utilities	\$ 21,500.00	\$ 21,500.00	\$ 21,500.00	\$ 21,500.00	\$ 21,500.00	\$ 21,500.00	\$ 21,500.00
Reserves	\$ 1,195.00	\$ 2,455.00	\$ 3,715.00	\$ 4,975.00	\$ 6,235.00	\$ 7,495.00	\$ 8,755.00
Amortization	\$ 38,630.20	\$ 38,630.20	\$ 38,630.20	\$ 38,630.20	\$ 38,630.20	\$ 38,630.20	\$ 38,630.20
	\$ 38,630.20	\$ 38,630.20	\$ 38,630.20	\$ 38,630.20	\$ 38,630.20	\$ 38,630.20	\$ 38,630.20
Less Amortization	\$ -	\$ -	\$ -	\$ -	\$ -	\$ -	\$ -
Properties	105	105	105	105	105	105	105
Monthly	\$ 68.00	\$ 69.00	\$ 70.00	\$ 71.00	\$ 72.00	\$ 73.00	\$ 74.00
Yearly	\$ 816.00	\$ 828.00	\$ 840.00	\$ 852.00	\$ 864.00	\$ 876.00	\$ 888.00
Increase/decrease	\$ -	\$ 1.00	\$ 2.00	\$ 3.00	\$ 4.00	\$ 5.00	\$ 6.00

SEWER	No Rate Change	Option 1	Option 2	Option 2	Option 4	Option 5	Option 6
Billing	-\$ 20,160.00	-\$ 21,420.00	-\$ 22,680.00	-\$ 23,940.00	-\$ 25,200.00	-\$ 26,460.00	-\$ 27,720.00
Penalty	-\$ 850.00	-\$ 850.00	-\$ 850.00	-\$ 850.00	-\$ 850.00	-\$ 850.00	-\$ 850.00
Ops Contract	\$ 7,500.00	\$ 7,500.00	\$ 7,500.00	\$ 7,500.00	\$ 7,500.00	\$ 7,500.00	\$ 7,500.00
Cont. maintenance	\$ 3,900.00	\$ 3,900.00	\$ 3,900.00	\$ 3,900.00	\$ 3,900.00	\$ 3,900.00	\$ 3,900.00
Insurance	\$ 1,100.00	\$ 1,100.00	\$ 1,100.00	\$ 1,100.00	\$ 1,100.00	\$ 1,100.00	\$ 1,100.00
Services/Supplies	\$ 120.00	\$ 120.00	\$ 120.00	\$ 120.00	\$ 120.00	\$ 120.00	\$ 120.00
Utilities	\$ 4,500.00	\$ 4,500.00	\$ 4,500.00	\$ 4,500.00	\$ 4,500.00	\$ 4,500.00	\$ 4,500.00
Reserves	\$ 3,890.00	\$ 5,150.00	\$ 6,410.00	\$ 7,670.00	\$ 8,930.00	\$ 10,190.00	\$ 11,450.00
Amortization	\$ 22,338.00	\$ 22,338.00	\$ 22,338.00	\$ 22,338.00	\$ 22,338.00	\$ 22,338.00	\$ 22,338.00
Debenture Interest	\$ -	\$ -	\$ -	\$ -	\$ -	\$ -	\$ -
	\$ 22,338.00	\$ 22,338.00	\$ 22,338.00	\$ 22,338.00	\$ 22,338.00	\$ 22,338.00	\$ 22,338.00
Less Amortization	\$ -	\$ -	\$ -	\$ -	\$ -	\$ -	\$ -
Properties	105	105	105	105	105	105	105
Monthly	\$ 16.00	\$ 17.00	\$ 18.00	\$ 19.00	\$ 20.00	\$ 21.00	\$ 22.00
Yearly	\$ 192.00	\$ 204.00	\$ 216.00	\$ 228.00	\$ 240.00	\$ 252.00	\$ 264.00
Increase/decrease	\$ -	D -\$ 1.00	I -\$ 1.00	I -\$ 2.00	I -\$ 3.00	I -\$ 4.00	I -\$ 5.00

GARBAGE	No Rate Change	Option 1	Option 2	Option 3	Option 4	Option 5	Option 6
Billing	-\$ 32,136.00	-\$ 30,900.00	-\$ 31,518.00	-\$ 32,754.00	-\$ 33,372.00	-\$ 33,990.00	-\$ 34,608.00
Penalty	-\$ 600.00	-\$ 600.00	-\$ 600.00	-\$ 600.00	-\$ 600.00	-\$ 600.00	-\$ 600.00
Wages	\$ 3,600.00	\$ 3,600.00	\$ 3,600.00	\$ 3,600.00	\$ 3,600.00	\$ 3,600.00	\$ 3,600.00
TS Maintenance	\$ 8,200.00	\$ 8,200.00	\$ 8,200.00	\$ 8,200.00	\$ 8,200.00	\$ 8,200.00	\$ 8,200.00
TS Labour	\$ 7,500.00	\$ 7,500.00	\$ 7,500.00	\$ 7,500.00	\$ 7,500.00	\$ 7,500.00	\$ 7,500.00
TS Utilities	\$ 525.00	\$ 525.00	\$ 525.00	\$ 525.00	\$ 525.00	\$ 525.00	\$ 525.00
Requisition	\$ 9,015.00	\$ 9,015.00	\$ 9,015.00	\$ 9,015.00	\$ 9,015.00	\$ 9,015.00	\$ 9,015.00
Reserves	\$ 3,137.00	\$ 1,901.00	\$ 2,519.00	\$ 3,755.00	\$ 4,373.00	\$ 4,991.00	\$ 5,609.00
SAEWA req.	\$ 105.00	\$ 105.00	\$ 105.00	\$ 105.00	\$ 105.00	\$ 105.00	\$ 105.00
Loan Interest	\$ 654.00	\$ 654.00	\$ 654.00	\$ 654.00	\$ 654.00	\$ 654.00	\$ 654.00
TOTAL	\$ -	\$ -	\$ -	\$ -	\$ -	\$ -	\$ -
Properties	103	103	103	103	103	103	103
Monthly	\$ 26.00	\$ 25.00	\$ 25.50	\$ 26.50	\$ 27.00	\$ 27.50	\$ 28.00
Yearly	\$ 312.00	\$ 300.00	\$ 306.00	\$ 318.00	\$ 324.00	\$ 330.00	\$ 336.00
Increase/decrease	\$ -	D -\$ 1.00	D -\$ 0.50	I -\$ 0.50	I -\$ 1.00	I -\$ 1.50	I -\$ 2.00

Village of Hussar

Request for Decision (RFD)

Meeting:	Regular Meeting
Meeting Date:	January 11, 2024
Title:	WFCSS offering Tax Processing Assistance
Agenda Item Number:	6f.

BACKGROUND

WFCSS has reached out to the Village to see if Hussar would be interested in WFCSS coming out one day during the Week of March 18th and one day during the week of April 22nd to do taxes for those that do not have access to a vehicle, or have mobility issues.

They would need access to WIFI.

This is free of charge, people are eligible if

- You are not able to prepare a tax return on your own.
- It is a simple situation.
- Interest income is less than \$1000.
- Business income within box O48 on T4A slip is less than \$1000.
- You meet the income threshold guide lines:
 - Individual – up to \$35,000
 - 2 persons- up to \$45,000
 - 3 persons- up to \$ 47,500
 - 4 persons – up to \$ 50,000
 - For each additional person in the family- add \$ 2,500 to the family income.

You are ineligible to participate in the program if you have any of the following:

- Self-employment income or business expenses
- Rental income & expenses
- Capital gain or losses
- A return for those who are deceased
- Filed for bankruptcy

RECOMMENDATION:

1. Motion to _____
2. Accept as information at this time

RE: Up coming tax season

Wed 2024-01-03 9:22 AM

To: Village Office <office@villageofhussar.ca>

Good morning Liz, that sounds great. If you can let me know a date the week of March 18th (the 20th is booked) and the week of April 22nd (the 24th is booked) that would work for us to come out. This is free of charge, people are eligible if

- You are not able to prepare a tax return on your own.
- It is a simple situation.
- Interest income is less than \$1000.
- Business income within box O48 on T4A slip is less than \$1000.
- You meet the income threshold guide lines:
 - Individual – up to \$35,000
 - 2 persons- up to \$45,000
 - 3 persons- up to \$ 47,500
 - 4 persons – up to \$ 50,000
 - For each additional person in the family- add \$ 2,500 to the family income.

You are ineligible to participate in the program if you have any of the following:

- Self-employment income or business expenses
- Rental income & expenses
- Capital gain or losses
- A return for those who are deceased
- Filed for bankruptcy

If you have any other questions please feel free to reach out to me.

Thank you

From: Village Office <office@villageofhussar.ca>

Sent: Wednesday, January 3, 2024 8:11 AM

To: [REDACTED]

Subject: Re: Up coming tax season

Good Day Kaley,

Thank you for your email.

I think that this is a great idea. I would just like to run it past Council to see where they would recommend this happening. I would say the office could be possible, but the only space would be upstairs that could be difficult for those with mobility issues. The other option might be the bank or the Sundowners but for those I would have to reach out to the someone else to see if that is a possibility.

Thanks,



Liz Santerre
Chief Administrative Officer

109 – 1st Avenue East
PO Box 100
Hussar AB T0J 1S0

403-787-3766

Monday - Thursday 8:00 - 4:00

From: [Redacted]

To: Village Office <office@villageofhussar.ca>

Subject: Up coming tax season

Good morning, I am just reaching out to inquire if Standard would be interested in WFCSS coming out one day during the Week of March 18th and one day during the week of April 22nd to do taxes for those that do not have access to a vehicle, or have mobility issues. We would need access to WIFI. If this is something you would be interested in please reach out to me.

Thank you

[Redacted]



Village of Hussar

Request for Decision (RFD)

Meeting:	Regular Meeting
Meeting Date:	January 11, 2024
Title:	Invitation to endorse the Plant Based Treaty
Agenda Item Number:	6g.

BACKGROUND

Please see the attached email requesting that we put forward a motion for Hussar to endorse the Plant Based Treaty.

RECOMMENDATION:

1. Motion to _____
2. Accept as information at this time

Fwd: Invitation to endorse the Plant Based Treaty

[REDACTED]

Good Morning Liz,

This came to me by email and I was unsure if you have received it, as I did not see it included in the communications portion of the package.

Thank you,
Coralee Perry

Get [Outlook for Android](#)

From: [REDACTED]
Sent: Thursday, January 4, 2024 7:34:11 AM
To: Coralee Schindel <councillor1@villageofhussar.ca>
Subject: Invitation to endorse the Plant Based Treaty

Dear Deputy Mayor Coralee Schindel,

I am a concerned citizen of this great country of ours. I address this letter to you, a person of political power and persuasion.

In October 2022, Los Angeles became the largest US city to pass a resolution endorsing the Plant Based Treaty, this was later followed by the capital of Scotland, Edinburgh endorsing in January 2023.

A coalition of groups, including Toronto 350.org, Reimagine Agriculture and Plant Based Data, is urging town and city councillors across the country to support sustainable diets by signing the Plant Based Treaty initiative.

The UN Secretary-General António Guterres' described the release of the IPCC sixth assessment as a 'code red' for humanity and our last chance to avoid catastrophic climate breakdown.

Greenhouse gases must be cut in a rapid and sustained manner to avoid temperatures rising above 1.5C. According to the 2021 UN Global Methane Assessment, methane, of which a third comes from animal agriculture, must be cut by 45% by 2030. Doing so will prevent a 0.3C temperature rise by 2045, buying us time for carbon dioxide, a longer-lived gas, to reduce.

The Plant Based Treaty is designed to put food systems at the forefront of combating the climate crisis. Modeled on the popular Fossil Fuel Treaty, the treaty aims to halt the widespread degradation of critical ecosystems caused by animal farming and promote a shift towards healthier, sustainable plant-

based diets.

More than 650 politicians back the treaty, along with IPCC scientists Dr. Peter Carter and Professor Julia Steinberger, and Nobel Laureates, including Klaus Hasselmann and Roger D. Kornberg.

More than 3,000 groups and businesses have signed on, including Canadian fast food chain Odd Burger, Tofurky, Ocean Preservation Society, Fridays For Future Digital, and chapters of Greenpeace and Friends of the Earth.

Leah Taylor Roy MP for Aurora—Oak Ridges—Richmond Hill, Ontario said, “We can all support this! You don’t need to be vegan - eating more plant-based meals is easy. You can make a difference in fighting climate change.”

Please visit www.plantbasedtreaty.org, where you can sign your name to endorse the Plant Based Treaty or consider putting forward a motion for your city to endorse. You can email hello@plantbasedtreaty.org for a sample motion.

Thank you for taking climate action today to secure a future for all.

Sincerely,

A black rectangular redaction box covering the signature of the sender.A black rectangular redaction box covering the contact information of the sender.

Plant Based Treaty Supporter

VILLAGE OF HUSSAR
BANK RECONCILIATION

ACCOUNT Village General Acct 10050185
DATE December 31, 2023

STATEMENT BALANCE 263,306.54

ADD: OUTSTANDING DEPOSITS

Deposited in January	1,498.57	-
		1,498.57

LESS: OUTSTANDING CHEQUES

9358 Taxervise	236.25	
9360 Brooks Asphalt and Aggregate	88,545.24	
9364 Federation of Canada	132.14	
9372 CIMA Canada Inc.	3,234.42	
9373 Canada Revenue Agency	2,414.31	
9374 Data Scavenger	157.50	
9380 Telus Communications	122.48	
9381 Telus	37.75	
9382 Data Scavenger	157.50	
9383 Jepson Petroleum Ltd.	31.23	
9384 Telus Mobility	112.25	
9385 Wheatland County	1,278.33	
9388 Bassano Plumbing and Heating	1,890.00	
9389 Champoin Commercial Products	1,047.69	
		- 99,397.09

OUTSTANDING TRANSFERS

Someone paid 50 cent cash balance was .49 foun -	0.01	
		- 0.01

RECONCILED BALANCE	165,408.01
GL BALANCE (3000012700)	165,408.01
Variance	-

OTHER ACCOUNTS

First Response (EFRT) Trust Term Account 10135176 (3000012800) Community Account (Rate .05)	STATEMENT	3,218.40	Interest
	GL BALANCE	<u>3,218.40</u>	\$ 0.13
	Variance	-	
Cemetery Perpetual Account 10189009 (3000012900) Community Account (Rate .05)	STATEMENT	21,293.85	Interest
	GL BALANCE	<u>21,293.85</u>	\$ 0.80
	Variance	-	
Cemetery Common Share Account 10499317 (3000013000) Common Share	STATEMENT	29.14	Interest
	GL BALANCE	<u>29.14</u>	\$ -
	Variance	-	
Mayors Memorial Trust Term Account 723112380412 (3000013400) 6 plus 6 Term (Fixed 1.45% Maturity Date - July 21, 2023)	STATEMENT	1,213.36	Interest
	GL BALANCE	<u>1,257.98</u>	\$ -
	Variance	- 44.62	
Cemetery Reserve 722821002853 (3000013500) High Interest Savings (Rate .35)	STATEMENT	10,694.39	Interest
	GL BALANCE	<u>10,694.39</u>	\$ 13.61
	Variance	-	
FGTF Grant Term Account 723112220006 (3000013700) 12 Month Term (Fixed 1.20% Maturity Date - April 8, 2023)	STATEMENT	-	Interest
	GL BALANCE	<u>-</u>	\$ -
	Variance	-	
Common Share 10497733 (3000030000) Common Share	STATEMENT	2,857.26	Interest
	GL BALANCE	<u>2,857.26</u>	\$ -
	Variance	-	
Village Reserves 15037021 (3000032000) High Interest Savings (Rate .35)	STATEMENT	38,940.42	Interest
	GL BALANCE	38,965.42	\$ 121.08
		<u>9,427.04</u>	
	Service fees	- 25.00	
	Variance	- 9,427.04	
Walking Trail Trust Term Account 15137870 (3000032220) 6 Month Term (Fixed .15% Maturity Date - Sept 5, 2022)	STATEMENT	1,128.46	Interest
	GL BALANCE	<u>1,128.46</u>	\$ -
	Variance	-	
MSI Capital Term Account 15137904 (3000032400) 12 Month Term (Fixed .65% Maturity Date - March 5, 2023)	STATEMENT	-	Interest
	GL BALANCE	<u>-</u>	\$ -
	Variance	-	
Equipment Reserve Account 722821632733(3000033000) High Interest Savings (Rate .35)	STATEMENT	20,230.49	Interest
	GL BALANCE	<u>20,230.49</u>	\$ 25.74
	Variance	-	

Special Events Account 722821632741 (3000034000)
High Interest Savings (Rate .35)

STATEMENT	931.45	Interest
GL BALANCE	<u>931.45</u>	\$ 1.19
Variance	-	

Emergency Management 722821646022 (3000035000)
Savings Account (Rate .05)

STATEMENT	2,286.16	Interest
GL BALANCE	<u>2,286.16</u>	\$ 0.09
Variance	-	

Centennial 722821666012 (3000036000)
Savings Account (Rate .05)

STATEMENT	2,502.04	Interest
GL BALANCE	<u>2,502.04</u>	\$ 0.11
Variance	-	

Village Reserves Term Account 723112219933 (3000031000)
12 Month Term (Fixed 1.20% Maturity Date - April 8, 2023)

STATEMENT	-	Interest
GL BALANCE	<u>-</u>	\$ -
Variance	-	

Village of Hussar
List of Accounts for Approval
Batch: 2023-00136 to 2023-QkCh

Bank Code: AP - AP-GENERAL OPER

COMPUTER CHEQUE			
Payment #	Date	Vendor Name	Payment Amount
█	█	█	█
9353	2023-12-07	AMSC Insurance Services Ltd.	1,131.45
9354	2023-12-07	Hussar Municipal Library	500.00
9355	2023-12-07	Jepson Petroleum Ltd.	230.06
9356	2023-12-07	JG Water Services	5,271.59
9357	2023-12-07	Reality Bytes Incorporated	231.00
9358	2023-12-07	Taxervise	236.25
9359	2023-12-07	Wild Rose Assessment Service	498.75
9360	2023-12-07	Brooks Asphalt & Aggregate	88,545.24
9361	2023-12-13	Armstrong Auto Service	16.53
9362	2023-12-13	Lorilee Dundas	500.00
9363	2023-12-13	EPCOR Utilities Inc.	4,294.12
9364	2023-12-13	Federation of Canadian	132.14
9365	2023-12-13	Munisoft	114.45
9366	2023-12-14	Direct Energy	770.94
█	█	█	█
█	█	█	█
█	█	█	█
█	█	█	█
█	█	█	█
9372	2023-12-21	CIMA Canada Inc.	3,234.42
9373	2023-12-21	Canada Revenue Agency	2,414.31
9374	2023-12-21	Data Scavenger Inc.	157.50
9375	2023-12-21	Munisoft	639.45
█	█	█	█

Village of Hussar
List of Accounts for Approval
Batch: 2023-00136 to 2023-QkCh

COMPUTER CHEQUE

Payment #	Date	Vendor Name	Payment Amount
████	████	████	████
████	████	████	████
9379	2023-12-21	David Schindel	75.00
9380	2023-12-21	Telus Communications Inc.	122.48
9381	2023-12-21	Telus	37.75
9382	2023-12-31	Data Scavenger Inc.	157.50
9383	2023-12-31	Jepson Petroleum Ltd.	31.23
9384	2023-12-31	Telus Mobility	112.25
9385	2023-12-31	Wheatland County	1,278.33
9386	2023-12-31	VOID - Cheque Printing	0.00
9387	2023-12-31	VOID - Cheque Printing	0.00
9388	2023-12-31	Bassano Plumbing & Heating	1,890.00
9389	2023-12-31	Champion Commercial Products	1,047.69
Total Computer Cheque:			114,189.57

AUTOMATIC WITHDRAWAL

Payment #	Date	Vendor Name	Payment Amount
20231229	2023-12-31	Government Of Alberta	8,971.49
Total Automatic Withdrawal:			8,971.49

Total AP: 123,161.06

Certified Correct This January 8, 2024

Reeve

Administrator

[Community Futures Wild Rose

Meeting Jan. 4th, 2024.....next meeting Feb. 1st 2024

- Previous minutes and the financials were accepted in a consent agenda along with the Executive Directors report.
- Marketing has begun on the 35th year of CFWR and celebrating that milestone with special attention given to all the Municipalities that make it happen. A toolkit will be sent to all participating municipalities with press releases and logos and other information to be posted to our websites and other social media accounts.
- A monthly loan report was given and only 2 loans are in arrears from the previous 3.
- 15 Loans are currently on the books for a total of \$1,017,700.00 and 12 loans paid out at \$345,000.00 this fiscal period.
- Investment account balance is \$849,667.36 and in the CFLIP account is \$3,762,478.44.
- Draft 2024/2025 budget was presented one more time and voted on and passed.
- In 2023 the organization either met or exceeded in the 14 KPI's (key performance indicators).
- RRRF (Regional Relief and Recovery Fund) loan repayments are higher than anticipated at this time with about 34% repaid and others looking to refinance. 36 of the 69 clients are looking to refinance.
- The CFWR draft Procurement Policy was revisited and voted on and passed.

Local Government Fiscal Framework

Capital Component

Program Summary

Program Purpose

The Local Government Fiscal Framework (LGFF) is a flexible program that enables municipalities and Metis Settlements to commit funding for capital projects of their choosing, within program rules. It provides transparent, stable, predictable, and easy-to-administer funding, all while being accountable to Albertans.

Program Objective

The LGFF program provides funding to municipalities and Metis Settlements to support projects that develop, improve, maintain, or otherwise alter infrastructure assets in Alberta communities; facilitate the resiliency and livability of local communities; and support local and provincial economic activities.

Program Administration Details

Program Eligibility

- All local governments, including municipalities, Metis Settlements, and the Townsite of Redwood Meadows, are eligible to receive funding under the program.
 - Improvement Districts without population are excluded.
- LGFF is allocation-based, meaning local governments are eligible for funding each year, with the amount determined through a funding formula that is either established in the *Local Government Fiscal Framework Act* (for Calgary and Edmonton), or determined by the Minister (for all remaining local governments).
 - Though the program requires local governments to apply to use the funding, the amount of each local government's funding is not subject to a competitive process, only verification of eligibility.

Grant Agreements

- All eligible local governments will be required to sign a Memorandum of Agreement that establishes the roles and responsibilities of each party, program objectives, and actions and criteria applicable to the LGFF program as prescribed or determined by the Minister.

Project Eligibility

- Eligible functional categories are outlined in detailed program guidelines and include those related to:
 - Infrastructure Management;
 - Libraries;
 - Parks, Sport, and Recreation;
 - Public Security and Safety;
 - Public Transit;
 - Roads and Bridges;
 - Solid Waste Management;
 - Water; and
 - Wastewater.

- Land purchases are eligible provided an asset funded by any federal or provincial grant program is built on the land within five years (or 10 years for the Charter cities when constructing transportation utility corridors).
- Broadband infrastructure eligibility under LGFF includes infrastructure where the local government owns at least 51 per cent of the infrastructure. Software eligibility is also expanded to include some software licensing (details provided in LGFF guidelines).
- Projects involving harvesting trails and other culturally important sites are eligible for Metis Settlements only.
- Interest on borrowing for LGFF-funded projects is eligible for the two Charter cities only.
- All applications must commit a minimum of 10 per cent of the local government's annual allocation, or \$5 million, whichever is lower (with some exemptions as noted in the guidelines).

Application and Payment Process

- Local governments submit their project applications to the department to ensure they align with eligibility criteria. To streamline the application requirements, local governments are allowed to submit multiple projects under the same application with a streamlined amount of information, provided the list of projects falls under the same functional category. Projects relating to a unified system that fall under different but related categories can also be submitted under one application (e.g., road construction including new water and wastewater lines).
- To revise project costs after the project has been accepted by the Minister, local governments can update project details to reflect more accurate cash flows.
 - Cash flow updates to projects can be provided to the department without the need for a formal project amendment, although those with significant increases in LGFF funding committed will be given greater scrutiny by the department.
- Payments are issued when the local government has met all of the payment conditions outlined in the LGFF program guidelines. These include:
 - receipt of sufficient project applications to commit all LGFF allocations, including credit items and interest earned;
 - certification of prior years' financial and outcome reporting documentation and receipt of audited financial statements; and
 - expenditure of previous years' allocations (i.e., payment only to local governments with no more than one year's carry-forward).

Reporting and Accountability

- By May 1 of each program year, municipalities will be required to submit a Statement of Expenditures and Project Outcomes (SEPO) that reports on the previous year's expenditures and project outcomes on completed/fully funded projects.
- Metis Settlements must submit their SEPO by August 1 of each year.
- In terms of financial data, SEPOs will collect only information on:
 - total project cost of each project;
 - total LGFF funding applied;
 - other grant funding; and
 - interest/income earned.

Outcome Reporting/Performance Measures

- Local governments will be required to provide project outcomes reporting by providing information on the resulting capital assets (immediate outcomes) and some additional data to inform intermediate and ultimate outcomes to help demonstrate that the program is meeting its objective. This will be done through the SEPO.
- Program performance indicators will be aligned with the ultimate outcomes. The ultimate outcomes are:
 - increased economic activity in Alberta municipalities and Metis Settlements;
 - increased livability of Alberta municipalities and Metis Settlements; and
 - increased resilience of municipalities and Metis Settlements in response and adaptation to the effects of disasters, extreme weather events, and changing local conditions.

Flexibility

- Local governments have significant flexibility to:
 - save LGFF funding for multiple years (subject to limitations outlined in the LGFF agreement) to apply it to larger projects;
 - stack LGFF funding with any remaining MSI funding and funding from other grant programs (if permitted by those programs); and
 - withdraw and replace projects.
- Local governments will have the allocation year plus five years to carryforward funds (six years in total), and any unspent amount will be reduced from future LGFF allocations.

Infrastructure Management Indicators

- Local governments that trigger a set of infrastructure measures will, in some cases, have targeted project eligibility restrictions placed on them to ensure LGFF funds are committed and spent only on core infrastructure projects.
 - Municipal Affairs will work with those impacted local governments to confirm there are no extenuating reasons for triggering those measures, ensuring that only local governments with challenges managing their infrastructure will have the restrictions placed upon them.
- Local governments at risk of triggering these measures will be warned of potential LGFF application eligibility restrictions prior to any restrictions being placed on them.
- The measures that will trigger the restrictions are:
 - investment in infrastructure ratio; and
 - capital grants as a percentage of investment in infrastructure.

Transitional Considerations

- Unspent MSI Capital funding at the end of 2023 will not be carried over to LGFF and will continue to be administered in the current MSI Online system until MSI has been fully expended. It will continue to follow the existing MSI capital guidelines and funding agreements.
- The time limit to spend MSI funding will be strictly enforced. Local governments will be required to return any unspent funding to the Government of Alberta.
- It will be critical that the 2023 MSI Capital Statements of Funding and Expenditures and Financial Statements are received by Municipal Affairs by May 1, 2024, to facilitate the wrap-up of MSI and a smooth and efficient transition to LGFF.

Changes under LGFF Compared to MSI

Category		MSI	LGFF
Program Objective		Focused on managing growth pressures.	Focused on resiliency, livability of local communities, and supporting economic growth.
Project Eligibility	Land Purchases	Land purchases are eligible, provided an asset is built on the land within five years.	Land purchases are eligible, provided an asset funded by any federal or provincial program is built on the land within five years (10 years for Calgary and Edmonton when constructing a transportation utility corridor).
	Interest on Borrowing	Interest on borrowing for MSI-funded projects is eligible.	Interest on borrowing for LGFF-funded projects is only eligible for the cities of Calgary and Edmonton.
	Broadband and Software	Municipally owned broadband infrastructure and some software are eligible.	Broadband infrastructure eligibility is expanded to include infrastructure where the local government maintains at least 51 per cent ownership. Software eligibility is expanded to include some software licensing.
	Métis Harvesting Trails	Métis harvesting trails are not eligible.	Métis harvesting trails are eligible for Metis Settlements.
	Minimum Application Amount	Five per cent of the current year allocation.	10 per cent of the current year allocation, or \$5 million, whichever is lower.
Project Applications		Local governments are allowed to submit multiple project applications to the Minister.	Streamlined requirements, allowing local governments to submit multiple projects under the same application, provided the projects are under the same functional category. Projects that fall under different related categories in a system can also be submitted under one application (e.g., roads, water lines, wastewater lines, and storm water).
Project Amendments		Changes in project details, including scope and cash flow changes, require a project amendment.	Elimination of amendment process to reduce red tape. Cash flow updates can be provided to the department through a separate streamlined financial update process or reported as actual costs on the financial report (those with significant increases in LGFF funding committed will receive greater scrutiny by the department). Major

Category	MSI	LGFF
		changes to the scope, location changes, or category of projects where no funding has been expended requires withdrawal of the project and initiation of a new application.
Financial Reporting and Accountability	Detailed Statements of Funding and Expenditures.	Financial information collected in Statement of Expenditures and Program Outcomes (SEPO) is simplified to collect only information on total cost of each project, total LGFF funding applied, and other grant funding.
Project Outcomes Reporting	Outcomes were developed but data on them was not collected apart from financial reporting.	Outcomes have been developed. Indicators will be aligned with program outcomes. Local governments will report this information through the SEPO.
Payments	Payments are triggered after payment conditions are met.	Payments are triggered once payment conditions are met, only for local governments with no more than one year's allocations being carried forward. Those with more than one year will be required to notify the department if they need the payment.
Infrastructure Management Challenges	No spending restrictions for communities with infrastructure management challenges.	Local governments triggering flags on a suite of indicators will be warned about potential LGFF spending restrictions. If flags persist one year later, the local government will be restricted to committing LGFF funding to core infrastructure only.

December 15, 2023

Dear Chief Administrative Officers:

Subject: LOCAL GOVERNMENT FISCAL FRAMEWORK PROGRAM

In follow up to today's letter from the Honourable Ric McIver, Minister of Municipal Affairs, to your Chief Elected Official, I am pleased to provide you with a summary of key information on the Local Government Fiscal Framework (LGFF) program. In addition, I strongly encourage you and your staff to review the attached program summary and to access the program guidelines and other resources available on the program website (www.alberta.ca/local-government-fiscal-framework-capital-funding).

LGFF Program Overview

The LGFF replaces the Municipal Sustainability Initiative (MSI) in 2024 as Alberta's primary funding mechanism for local governments. The LGFF has two components, a legislated capital funding component and an operating funding component, which is not legislated.

All local governments (municipalities, Metis Settlements, and the Townsite of Redwood Meadows) are eligible for capital funding, with the exception of improvement districts with no resident population. Operating funding is available to all local governments other than the cities of Calgary and Edmonton.

The LGFF capital program is designed to give local governments the flexibility to focus on local priorities within program rules and is largely similar to the current MSI capital program. A high-level overview of the LGFF capital component is provided in the attached Program Summary. Key changes include a greater focus on measuring program outcomes and infrastructure management indicators that are used to help ensure capital spending keeps pace with local needs. For detailed information on the program, please refer to the LGFF Capital Program Guidelines available on the program website.

The operating component of the LGFF will be administered in the same way as the MSI operating program. The LGFF operating program guidelines will be released in 2024 and will be very similar to the current MSI operating program guidelines.

LGFF Funding Allocation Formula

LGFF capital component funding will be distributed between communities using a new allocation formula. Capital funding for the cities of Calgary and Edmonton is allocated 48 per cent based on population, 48 per cent based on education property tax requisitions, and four per cent based on length of local roads. Capital funding for the remaining local governments is allocated 65 per cent based on population, 15 per cent based on tangible capital assets, 10 per cent based on amortization of tangible capital assets, and 10 per cent based on length of local roads.

In addition, all remaining local governments receive base funding, and those with a population less than 10,000 and a limited local assessment base receive needs-based funding on top of their regular allocation. Base funding is set at \$150,000, except for summer villages, whose base funding is set at \$60,000. The needs-based funding envelope is set at three per cent of total funding and is distributed to local governments based on equalized assessment.

As information for the factors used in the LGFF capital allocation formula is derived largely from the Financial Information Returns submitted to Municipal Affairs, it is of utmost importance that local governments submit high-quality and accurate data in a timely manner, as this data directly affects the funding amounts.

Additional information on the formula, including data sources, is available in the Funding Formula Information Sheet available on the program website.

Based on *Budget 2023* targets, LGFF operating funding will remain at \$60 million per year, subject to confirmation and approval as part of Budget 2024. To provide stability for local governments, 2024 LGFF operating allocations will remain at the same level as operating funding amounts allocated under the MSI in 2023.

LGFF capital allocations for 2024 and 2025 and estimated operating allocations for 2024 for all local governments are available on the program website to help local governments plan their capital projects.

Online Grant System

Local governments will be required to submit all LGFF capital documentation, including capital applications and year-end reporting, through a new online grants system, "LGFF Capital", which will be launched in spring 2024. The application process will be streamlined, and local governments will be able to submit multiple projects in the same application, if they are in the same functional category or if they are part of the same system.

As with MSI operating, applications are not required to receive LGFF operating funding. For year-end reporting on operating funding, the existing portal, "MSI Online" (MSIO), will continue to be used.

Payment of 2024 Funds

Payment of LGFF capital and operating allocations will commence between April and June 2024. To receive 2024 capital and operating funds, local governments must submit reporting on 2023 MSI funding and enter into new LGFF capital and operating funding agreements with the province. These agreements will be sent out in early 2024.

In addition, to be eligible for payment of 2024 LGFF capital funds, local governments must have sufficient applications committing their 2024 LGFF funding, and their MSI capital carry-forward funding at the end of 2023 cannot exceed the 2024 LGFF capital allocation. For example, if a local government's 2024 LGFF allocation is \$250,000 and its 2023 MSI capital carry-forward amount is \$400,000, the local government will not receive its 2024 LGFF allocation unless it notifies Municipal Affairs that it needs the payment. For additional information on this process, please refer to Section 10 (Payments) of the LGFF Capital Program Guidelines.

Unspent MSI Funding

Unspent MSI funding will continue to be administered under the MSI program through the existing MSIO system until it is expended or until the five-year limit to use each year's allocation is reached. I strongly encourage all local governments to utilize their unspent MSI funds within the required time limits to avoid repayment and/or forfeiture of these funds.

Municipal Affairs program staff will be available to work closely with local government staff to assist in the implementation of the LGFF. Should you have any questions about the new program, please contact a grant advisor toll-free by dialing 310-0000, then 780-422-7125.

Municipal Affairs will also be conducting LGFF orientation webinars, and you will receive an invitation to participate. The webinars are expected to take place in January and/or February, prior to the new LGFF Capital system launch.

I recognize transitioning to the new program after the MSI has been in place for 17 years is a significant change, and I thank you for your work to facilitate this transition.

Sincerely,

A handwritten signature in blue ink, appearing to read "Brandy Cox".

Brandy Cox
Deputy Minister

Attachment: LGFF Capital Program Summary



ALBERTA
MUNICIPAL AFFAIRS

*Office of the Minister
MLA, Calgary-Hays*

AR113125

December 15, 2023

Dear Chief Elected Officials:

The Alberta government recognizes local infrastructure is critical to Albertans and to supporting the province's economy, and we are committed to providing predictable, long-term infrastructure funding for all communities. As part of this commitment, I am pleased to announce the launch of the Local Government Fiscal Framework (LGFF) program, which will enable municipalities and Metis Settlements to build infrastructure and serve their communities more effectively.

With LGFF capital funding starting at \$722 million in 2024, the LGFF strikes a fair balance between predictable funding for communities and fiscal responsibility for government. To ensure no community experiences a year-over-year decrease from capital funding allocated under the Municipal Sustainability Initiative (MSI) in 2023, top-up funding will be available for affected communities as part of the transition to the LGFF in 2024. In addition to the legislated LGFF capital funding, based on *Budget 2023* targets and subject to Budget 2024 approval, local governments will have access to \$60 million in LGFF operating funding.

LGFF capital funding in future years will reflect the percentage change in provincial revenues from three years prior. This means in 2025, Alberta communities will receive \$820 million, an increase of nearly 14 per cent, in accordance with growth in provincial revenues between 2021/22 and 2022/23.

For local governments other than Calgary and Edmonton, the LGFF includes a new allocation formula that is substantially different than the one used under the MSI. While the new allocation formula has a greater focus on communities with limited local assessment bases, the formula was chosen to balance the needs of all types of communities – small and large, rural and urban – over the long term. In keeping with our commitment for predictable funding, 2024 and 2025 LGFF capital allocations for all local governments are now available on the program website (www.alberta.ca/local-government-fiscal-framework-capital-funding), to help you plan for the use of this funding. The website also includes a description of the new funding formula.

Last year, we heard through the online survey on the program design that local governments were highly satisfied with how the MSI has been administered. I am pleased to confirm the delivery of the new program will be largely similar to the MSI. While there are some changes to the LGFF capital component when compared to the MSI, we feel strongly these changes will improve the program for local governments and Alberta taxpayers alike. Additional information on the program design will be provided in an email to chief administrative officers, which they should receive shortly.

.../2

In addition, estimated 2024 LGFF operating allocations, subject to approval in Budget 2024, are available on the program website (www.alberta.ca/local-government-fiscal-framework-operating-funding). The allocations will not change from what local governments received in 2023. LGFF operating guidelines will be available in 2024.

I am grateful for your council's work and the work of Alberta Municipalities, Rural Municipalities of Alberta, and the Metis Settlements General Council to help develop the LGFF program and allocation formula. I look forward to working with you to ensure your local infrastructure and operating needs continue to be supported as we grow and strengthen Alberta's economy.

Sincerely,

A handwritten signature in black ink that reads "Ric McIver". The signature is written in a cursive, slightly slanted style.

Ric McIver
Minister

cc: Chief Administrative Officers

Local Government Fiscal Framework – Capital Funding

Local Government	2024 Allocation	2025 Allocation
Charter Cities		
CALGARY	223,865,417	254,980,948
EDMONTON	158,134,583	179,067,590
Charter Cities Sub-total	382,000,000	434,048,538
Other Cities		
AIRDRIE	8,022,724	9,323,778
BEAUMONT	2,377,384	2,743,339
BROOKS	1,832,503	2,100,833
CAMROSE	2,432,254	2,815,477
CHESTERMERE	2,322,425	2,661,954
COLD LAKE	2,092,889	2,411,348
FORT SASKATCHEWAN	3,377,559	3,905,018
GRANDE PRAIRIE	7,878,359	9,140,129
LACOMBE	1,789,732	2,054,696
LEDUC	4,629,986	5,350,363
LETHBRIDGE	12,323,689	14,272,235
LLOYDMINSTER	2,610,197	3,025,206
MEDICINE HAT	8,196,006	9,461,402
RED DEER	13,207,703	15,330,053
SPRUCE GROVE	4,257,264	4,929,748
ST. ALBERT	7,969,935	9,257,152
WETASKIWIN	1,645,709	1,873,886
Towns		
ATHABASCA	518,404	575,400
BANFF	1,296,389	1,486,202
BARRHEAD	744,316	853,040
BASHAW	287,914	300,508
BASSANO	338,248	385,143
BEAVERLODGE	442,929	493,622
BENTLEY	325,579	345,214
BLACKFALDS	1,379,424	1,579,440
BON ACCORD	380,306	422,612
BONNYVILLE	1,034,025	1,178,996
BOW ISLAND	511,199	561,243
BOWDEN	362,245	388,583
BRUDERHEIM	331,548	369,868
CALMAR	415,248	457,052

Local Government	2024 Allocation	2025 Allocation
CANMORE	1,976,305	2,277,648
CARDSTON	877,872	972,817
CARSTAIRS	633,155	711,202
CASTOR	333,078	355,972
CLARESHOLM	672,909	752,075
COALDALE	1,170,692	1,343,087
COALHURST	550,104	580,688
COCHRANE	3,523,342	4,104,262
CORONATION	346,676	370,489
CROSSFIELD	554,618	618,196
CROWSNEST PASS, MUNICIPALITY OF	1,069,295	1,217,178
DAYSLAND	309,652	327,436
DEVON	929,909	1,050,712
DIAMOND VALLEY	939,383	1,044,329
DIDSBURY	813,055	950,876
DRAYTON VALLEY	1,131,264	1,294,498
DRUMHELLER	1,223,169	1,406,247
ECKVILLE	328,594	352,468
EDSON	1,180,399	1,345,541
ELK POINT	337,366	414,447
FAIRVIEW	620,108	702,435
FALHER	356,302	383,612
FORT MACLEOD	531,740	592,126
FOX CREEK	500,370	552,932
GIBBONS	518,824	577,484
GRIMSHAW	665,981	731,690
HANNA	579,831	651,747
HARDISTY	222,591	233,532
HIGH LEVEL	810,115	904,792
HIGH PRAIRIE	524,344	582,048
HIGH RIVER	1,857,393	2,132,494
HINTON	1,390,171	1,586,265
INNISFAIL	1,109,729	1,265,548
IRRICANA	312,140	331,307
JASPER, MUNICIPALITY OF	714,912	805,225
KILLAM	326,039	358,924
LAMONT	444,866	505,749
LEGAL	352,514	380,028
MAGRATH	550,368	595,425
MANNING	367,912	407,724
MAYERTHORPE	439,173	504,037
MCLENNAN	359,358	386,546
MILK RIVER	328,712	348,395

Local Government	2024 Allocation	2025 Allocation
MILLET	379,834	435,956
MORINVILLE	1,407,230	1,606,276
MUNDARE	257,424	274,517
NANTON	428,480	472,619
NOBLEFORD	302,866	327,245
OKOTOKS	3,437,881	3,968,225
OLDS	1,242,219	1,416,499
ONOWAY	279,411	312,815
OYEN	375,332	369,836
PEACE RIVER	1,081,131	1,232,910
PENHOLD	559,968	627,044
PICTURE BUTTE	407,719	440,190
PINCHER CREEK	605,993	677,939
PONOKA	988,558	1,121,543
PROVOST	416,966	482,907
RAINBOW LAKE	381,439	462,904
RAYMOND	924,552	1,024,899
REDCLIFF	860,718	972,599
REDWATER	417,202	459,516
REDWOOD MEADOWS, TOWNSITE OF	269,361	288,614
RIMBEY	465,628	517,248
ROCKY MOUNTAIN HOUSE	971,354	1,104,105
SEDEWICK	249,216	278,078
SEXSMITH	475,391	530,652
SLAVE LAKE	1,072,891	1,235,689
SMOKY LAKE	317,033	339,231
SPIRIT RIVER	347,191	372,305
ST. PAUL	914,254	1,034,152
STAVELY	225,369	237,147
STETTLER	981,743	1,111,391
STONY PLAIN	2,190,817	2,520,784
STRATHMORE	1,737,417	1,992,413
SUNDRE	479,988	532,624
SWAN HILLS	468,214	544,800
SYLVAN LAKE	1,915,180	2,197,541
TABER	1,233,406	1,408,866
THORSBY	325,786	350,504
THREE HILLS	656,823	722,761
TOFIELD	392,160	431,082
TROCHU	359,309	379,388
TWO HILLS	533,799	594,293
VALLEYVIEW	420,132	463,342
VAUXHALL	423,893	450,872

Local Government	2024 Allocation	2025 Allocation
VEGREVILLE	944,849	1,070,954
VERMILION	698,124	783,172
VIKING	366,232	407,714
VULCAN	470,147	517,684
WAINWRIGHT	897,305	1,009,633
WEMBLEY	331,414	359,503
WESTLOCK	772,054	867,568
WHITECOURT	1,471,045	1,679,098
Villages		
ACME	263,192	279,114
ALBERTA BEACH	269,636	288,797
ALIX	242,582	257,253
ALLIANCE	197,110	203,690
AMISK	200,464	207,192
ANDREW	236,523	248,281
ARROWWOOD	195,674	203,163
BARNWELL	288,957	296,813
BARONS	236,541	249,954
BAWLF	236,381	251,830
BEISEKER	257,413	274,482
BERWYN	276,167	294,916
BIG VALLEY	223,296	230,335
BITTERN LAKE	190,853	195,893
BOYLE	330,844	356,829
BRETON	242,862	257,467
CARBON	253,139	266,160
CARMANGAY	203,529	212,512
CAROLINE	278,772	293,726
CHAMPION	225,813	238,874
CHAUVIN	236,172	249,703
CHIPMAN	205,011	210,561
CLIVE	244,354	248,728
CLYDE	237,846	259,145
CONSORT	311,936	340,519
COUTTS	202,908	212,428
COWLEY	189,596	194,684
CREMONA	213,904	219,357
CZAR	201,355	209,406
DELBURNE	289,057	303,927
DELIA	195,121	201,056
DONALDA	204,626	211,562
DONNELLY	236,407	249,149
DUCHESS	335,900	374,440

Local Government	2024 Allocation	2025 Allocation
EDBERG	194,102	199,422
EDGERTON	249,518	264,188
ELNORA	215,854	224,166
EMPRESS	200,642	206,977
FOREMOST	259,512	270,246
FORESTBURG	343,366	377,831
GIROUXVILLE	231,406	241,327
GLENDON	242,867	269,451
GLENWOOD	212,459	217,129
HALKIRK	181,533	185,785
HAY LAKES	231,656	247,641
HEISLER	195,030	200,578
HILL SPRING	179,710	183,896
HINES CREEK	252,209	268,588
HOLDEN	229,107	240,867
HUGHENDEN	218,365	228,811
HUSSAR	190,903	198,147
INNISFREE	210,978	219,948
IRMA	244,886	260,260
KITSCOTY	314,254	348,641
LINDEN	259,039	276,889
LOMOND	189,270	193,019
LONGVIEW	197,056	204,415
LOUGHEED	209,356	219,113
MANNVILLE	358,484	393,297
MARWAYNE	296,086	318,822
MILO	165,296	167,823
MORRIN	211,512	221,471
MUNSON	184,564	189,236
MYRNAM	238,837	259,165
NAMPA	214,676	224,459
PARADISE VALLEY	212,047	221,483
ROCKYFORD	233,729	236,564
ROSALIND	193,482	200,093
ROSEMARY	240,607	249,459
RYCROFT	261,338	283,261
RYLEY	258,501	272,237
SPRING LAKE	223,841	235,669
STANDARD	198,141	208,628
STIRLING	407,657	428,130
VETERAN	218,459	228,324
VILNA	234,310	247,077
WARBURG	315,820	335,917

Local Government	2024 Allocation	2025 Allocation
WARNER	245,019	257,603
WASKATENAU	194,330	204,632
YOUNGSTOWN	193,932	198,132
Summer Villages		
ARGENTIA BEACH	65,450	66,334
BETULA BEACH	63,270	63,808
BIRCH COVE	66,991	68,127
BIRCHCLIFF	76,234	78,708
BONDISS	73,147	75,315
BONNYVILLE BEACH	69,049	70,528
BURNSTICK LAKE	62,291	62,656
CASTLE ISLAND	61,868	62,177
CRYSTAL SPRINGS	69,134	70,782
GHOST LAKE	70,063	71,674
GOLDEN DAYS	80,034	83,363
GRANDVIEW	75,879	78,429
GULL LAKE	80,396	83,789
HALF MOON BAY	65,370	66,182
HORSESHOE BAY	70,220	72,338
ISLAND LAKE	87,262	91,743
ISLAND LAKE SOUTH	67,413	68,651
ITASKA BEACH	63,177	63,851
JARVIS BAY	83,747	87,498
KAPASIWIN	62,308	62,669
LAKEVIEW	64,245	64,933
LARKSPUR	65,921	66,863
MA-ME-O BEACH	78,565	81,970
MEWATHA BEACH	70,911	72,720
NAKAMUN PARK	70,292	72,045
NORGLLENWOLD	92,755	97,869
NORRIS BEACH	66,868	68,004
PARKLAND BEACH	79,281	82,576
PELICAN NARROWS	78,101	81,041
POINT ALISON	61,691	62,068
POPLAR BAY	75,738	78,216
ROCHON SANDS	71,938	73,893
ROSS HAVEN	80,072	83,184
SANDY BEACH	92,543	98,831
SEBA BEACH	81,993	85,597
SILVER BEACH	69,016	70,391
SILVER SANDS	79,471	82,686
SOUTH BAPTISTE	67,698	68,584
SOUTH VIEW	68,409	69,758

Local Government	2024 Allocation	2025 Allocation
SUNBREAKER COVE	72,855	74,934
SUNDANCE BEACH	69,690	71,415
SUNRISE BEACH	77,068	79,746
SUNSET BEACH	66,988	68,119
SUNSET POINT	79,967	83,132
VAL QUENTIN	86,171	90,342
WAIPAROUS	66,547	67,829
WEST BAPTISTE	66,239	67,417
WEST COVE	80,207	83,310
WHISPERING HILLS	76,634	79,513
WHITE SANDS	74,777	77,148
YELLOWSTONE	74,308	77,069
Municipal Districts and Counties		
ACADIA NO. 34, M.D. OF	402,802	439,391
ATHABASCA COUNTY	1,704,758	1,946,652
BARRHEAD NO. 11, COUNTY OF	1,192,812	1,354,364
BEAVER COUNTY	1,564,919	1,774,404
BIG LAKES COUNTY	1,311,171	1,488,443
BIGHORN NO. 8, M.D. OF	408,920	450,102
BIRCH HILLS COUNTY	1,083,357	1,217,001
BONNYVILLE NO. 87, M.D. OF	3,053,572	3,500,847
BRAZEAU COUNTY	1,751,210	1,993,585
CAMROSE COUNTY	1,782,659	2,017,490
CARDSTON COUNTY	1,045,188	1,181,309
CLEAR HILLS COUNTY	1,086,778	1,240,211
CLEARWATER COUNTY	2,787,346	3,205,195
CYPRESS COUNTY	1,846,907	2,108,963
FAIRVIEW NO. 136, M.D. OF	635,114	707,257
FLAGSTAFF COUNTY	1,431,877	1,631,969
FOOTHILLS COUNTY	3,356,423	3,866,154
FORTY MILE NO. 8, COUNTY OF	1,613,754	1,790,509
GRANDE PRAIRIE NO. 1, COUNTY OF	4,090,770	4,721,663
GREENVIEW NO. 16, M.D. OF	2,852,787	3,067,685
KNEEHILL COUNTY	1,370,055	1,564,960
LAC STE. ANNE COUNTY	1,819,410	2,080,923
LACOMBE COUNTY	2,698,804	3,079,122
LAC LA BICHE COUNTY	2,025,000	2,327,776
LAMONT COUNTY	1,183,018	1,344,238
LEDUC COUNTY	3,739,050	4,260,582
LESSER SLAVE RIVER NO. 124, M.D. OF	854,679	949,865
LETHBRIDGE COUNTY	2,133,779	2,426,872
MACKENZIE COUNTY	2,337,409	2,693,126
MINBURN NO. 27, COUNTY OF	1,381,582	1,562,118

Local Government	2024 Allocation	2025 Allocation
MOUNTAIN VIEW COUNTY	2,758,684	3,096,588
NEWELL, COUNTY OF	1,489,319	1,705,322
NORTHERN LIGHTS, COUNTY OF	1,077,141	1,244,677
NORTHERN SUNRISE COUNTY	867,681	976,443
OPPORTUNITY NO. 17, M.D. OF	1,150,970	1,304,149
PAINTEARTH NO. 18, COUNTY OF	1,069,592	1,217,509
PARKLAND COUNTY	4,746,334	5,458,327
PEACE NO. 135, M.D. OF	479,714	529,739
PINCHER CREEK NO. 9, M.D. OF	1,021,407	1,154,810
PONOKA COUNTY	1,613,366	1,848,303
PROVOST NO. 52, M.D. OF	1,106,860	1,262,026
RANCLAND NO. 66, M.D. OF	215,534	225,663
RED DEER COUNTY	4,323,818	4,979,965
ROCKY VIEW COUNTY	5,980,785	6,901,956
SADDLE HILLS COUNTY	955,198	1,090,542
SMOKY LAKE COUNTY	884,443	995,153
SMOKY RIVER NO. 130, M.D. OF	1,053,963	1,191,172
SPIRIT RIVER NO. 133, M.D. OF	508,875	564,045
ST. PAUL NO. 19, COUNTY OF	1,372,756	1,566,121
STARLAND COUNTY	974,644	1,101,733
STETTLER NO. 6, COUNTY OF	1,820,143	2,047,660
STRATHCONA COUNTY	12,215,060	14,198,554
STURGEON COUNTY	2,972,283	3,471,770
TABER, M.D. OF	1,510,656	1,733,672
THORHILD COUNTY	1,039,196	1,172,405
TWO HILLS NO. 21, COUNTY OF	1,437,933	1,631,288
VERMILION RIVER, COUNTY OF	2,838,664	3,286,158
VULCAN COUNTY	1,434,098	1,635,763
WAINWRIGHT NO. 61, M.D. OF	1,777,910	2,029,432
WARNER NO. 5, COUNTY OF	1,321,073	1,494,057
WESTLOCK COUNTY	1,679,477	1,906,444
WETASKIWIN NO. 10, COUNTY OF	1,903,250	2,187,605
WHEATLAND COUNTY	2,460,621	2,815,251
WILLOW CREEK NO. 26, M.D. OF	1,744,567	1,967,200
WOOD BUFFALO, REGIONAL MUNICIPALITY OF	16,149,857	18,704,878
WOODLANDS COUNTY	1,233,100	1,397,712
YELLOWHEAD COUNTY	3,847,026	4,370,260
Improvement Districts and Special Areas Board		
I.D. NO. 04 (WATERTON)	198,816	206,377
I.D. NO. 09 (BANFF)	255,574	272,118
I.D. NO. 12 (JASPER NATIONAL PARK)	155,023	155,825
I.D. NO. 24 (WOOD BUFFALO)	211,412	221,213

Local Government	2024 Allocation	2025 Allocation
KANANASKIS IMPROVEMENT DISTRICT	175,386	179,353
SPECIAL AREAS BOARD	2,550,959	2,916,049
Metis Settlements		
BUFFALO LAKE	250,560	262,208
EAST PRAIRIE	232,417	241,963
ELIZABETH	240,574	251,066
FISHING LAKE	233,683	243,376
GIFT LAKE	275,454	289,985
KIKINO	293,175	309,759
PADDLE PRAIRIE	231,151	240,551
PEAVINE	235,089	244,945
Rest of Alberta Sub-total	340,000,000	386,325,924
Total	722,000,000	820,374,462

Notes:

1. Amounts above show what local governments will be entitled to in the specified years based on the *Local Government Fiscal Framework Act* and the approved allocation formula for the Local Government Fiscal Framework, subject to Ministerial commitments of the allocations.
2. LGFF allocations for the Charter Cities of Calgary and Edmonton are calculated using a formula based on population (48%), education property tax requisitions (48%) and length of local roads (4%).
3. LGFF allocations for local governments other than Calgary and Edmonton are calculated using a formula based on population (65%), tangible capital assets (15%), average cumulative amortization (10%) and length of local roads (10%). In addition, each local government receives base funding and those with a population less than 10,000 and a limited local assessment base receive needs-based funding on top of their regular allocation.
4. 2024 LGFF allocations are based mainly on 2021 data, and 2025 allocations are based mainly on 2022 data.

Local Government Fiscal Framework – Operating Funding

Local Government	2024 Allocation
Cities	
AIRDRIE	978,974
BEAUMONT	278,834
BROOKS	191,386
CAMROSE	274,586
CHESTERMERE	313,752
COLD LAKE	228,574
FORT SASKATCHEWAN	420,994
GRANDE PRAIRIE	944,952
LACOMBE	201,366
LEDUC	520,142
LETHBRIDGE	1,303,180
LLOYDMINSTER	298,730
MEDICINE HAT	834,336
RED DEER	1,389,912
SPRUCE GROVE	519,060
ST. ALBERT	984,262
WETASKIWIN	177,560
Towns	
ATHABASCA	65,176
BANFF	218,568
BARRHEAD	305,840
BASHAW	118,190
BASSANO	100,418
BEAVERLODGE	57,976
BENTLEY	92,522
BLACKFALDS	152,758
BON ACCORD	119,284
BONNYVILLE	116,740
BOW ISLAND	249,276
BOWDEN	162,042
BRUDERHEIM	112,014
CALMAR	54,684
CANMORE	401,226
CARDSTON	450,822
CARSTAIRS	81,536
CASTOR	128,358

Local Government	2024 Allocation
CLARESHOLM	72,800
COALDALE	130,116
COALHURST	193,938
COCHRANE	451,288
CORONATION	129,748
CROSSFIELD	77,198
CROWSNEST PASS, MUNICIPALITY OF	243,642
DAYSLAND	117,070
DEVON	110,248
DIAMOND VALLEY	124,146
DIDSBURY	345,808
DRAYTON VALLEY	133,310
DRUMHELLER	514,290
ECKVILLE	154,242
EDSON	143,182
ELK POINT	116,586
FAIRVIEW	208,110
FALHER	141,562
FORT MACLEOD	64,534
FOX CREEK	62,648
GIBBONS	65,234
GRIMSHAW	323,042
HANNA	305,666
HARDISTY	36,308
HIGH LEVEL	269,132
HIGH PRAIRIE	58,808
HIGH RIVER	210,512
HINTON	164,046
INNISFAIL	130,080
IRRICANA	101,126
JASPER, MUNICIPALITY OF	123,552
KILLAM	87,562
LAMONT	220,630
LEGAL	108,350
MAGRATH	290,978
MANNING	156,670
MAYERTHORPE	170,544
MCLENNAN	189,848
MILK RIVER	117,430
MILLET	145,758
MORINVILLE	151,342
MUNDARE	79,564
NANTON	55,110

Local Government	2024 Allocation
NOBLEFORD	42,942
OKOTOKS	438,100
OLDS	152,920
ONOWAY	90,428
OYEN	138,678
PEACE RIVER	118,068
PENHOLD	242,062
PICTURE BUTTE	136,550
PINCHER CREEK	73,266
PONOKA	466,336
PROVOST	149,678
RAINBOW LAKE	191,710
RAYMOND	485,476
REDCLIFF	98,566
REDWATER	56,258
REDWOOD MEADOWS, TOWNSITE OF	41,964
RIMBEY	59,686
ROCKY MOUNTAIN HOUSE	113,876
SEDEWICK	76,984
SEXSMITH	59,740
SLAVE LAKE	111,906
SMOKY LAKE	132,806
SPIRIT RIVER	135,828
ST. PAUL	390,318
STAVELY	34,718
STETTLER	104,896
STONY PLAIN	263,552
STRATHMORE	204,692
SUNDRE	62,972
SWAN HILLS	295,664
SYLVAN LAKE	229,888
TABER	128,398
THORSBY	88,970
THREE HILLS	221,000
TOFIELD	154,482
TROCHU	142,318
TWO HILLS	322,988
VALLEYVIEW	141,734
VAUXHALL	278,368
VEGREVILLE	101,106
VERMILION	82,588
VIKING	145,296
VULCAN	143,874

Local Government	2024 Allocation
WAINWRIGHT	108,874
WEMBLEY	46,366
WESTLOCK	90,218
WHITECOURT	175,288
Villages	
ACME	98,678
ALBERTA BEACH	42,420
ALIX	36,466
ALLIANCE	59,426
AMISK	69,662
ANDREW	74,044
ARROWWOOD	70,354
BARNWELL	84,302
BARONS	97,610
BAWLF	73,422
BEISEKER	37,990
BERWYN	138,030
BIG VALLEY	99,614
BITTERN LAKE	41,216
BOYLE	128,698
BRETON	62,454
CARBON	130,508
CARMANGAY	54,936
CAROLINE	132,878
CHAMPION	93,018
CHAUVIN	98,636
CHIPMAN	58,098
CLIVE	70,876
CLYDE	74,268
CONSORT	106,902
COUTTS	54,620
COWLEY	50,552
CREMONA	54,536
CZAR	69,228
DELBURNE	124,762
DELIA	51,308
DONALDA	72,712
DONNELLY	97,908
DUCHESS	145,246
EDBERG	58,720
EDGERTON	114,982
ELNORA	89,126
EMPRESS	59,902

Local Government	2024 Allocation
FOREMOST	86,636
FORESTBURG	207,472
GIROUXVILLE	86,922
GLENDON	81,544
GLENWOOD	62,126
HALKIRK	50,838
HAY LAKES	81,508
HEISLER	60,592
HILL SPRING	45,432
HINES CREEK	98,724
HOLDEN	99,894
HUGHENDEN	77,564
HUSSAR	48,406
INNISFREE	73,536
IRMA	84,258
KITSCOTY	133,782
LINDEN	77,544
LOMOND	61,884
LONGVIEW	31,970
LOUGHEED	80,466
MANNVILLE	197,524
MARWAYNE	152,330
MILO	27,224
MORRIN	77,008
MUNSON	48,796
MYRNAM	97,240
NAMPA	32,476
PARADISE VALLEY	64,502
ROCKYFORD	62,238
ROSALIND	66,514
ROSEMARY	108,896
RYCROFT	64,946
RYLEY	127,154
SPRING LAKE	37,842
STANDARD	32,318
STIRLING	288,034
VETERAN	76,504
VILNA	87,146
WARBURG	185,164
WARNER	104,434
WASKATENAU	52,414
YOUNGSTOWN	59,428

Local Government	2024 Allocation
Summer Villages	
ARGENTIA BEACH	9,444
BETULA BEACH	6,420
BIRCH COVE	9,230
BIRCHCLIFF	20,838
BONDISS	16,772
BONNYVILLE BEACH	13,996
BURNSTICK LAKE	6,288
CASTLE ISLAND	5,454
CRYSTAL SPRINGS	11,864
GHOST LAKE	14,344
GOLDEN DAYS	18,946
GRANDVIEW	17,636
GULL LAKE	18,442
HALF MOON BAY	9,838
HORSESHOE BAY	12,422
ISLAND LAKE	19,150
ISLAND LAKE SOUTH	11,278
ITASKA BEACH	7,560
JARVIS BAY	21,272
KAPASIWIN	5,994
LAKEVIEW	7,716
LARKSPUR	9,752
MA-ME-O BEACH	17,884
MEWATHA BEACH	15,418
NAKAMUN PARK	15,430
NORGLLENWOLD	22,838
NORRIS BEACH	9,122
PARKLAND BEACH	17,790
PELICAN NARROWS	17,088
POINT ALISON	5,780
POPLAR BAY	17,752
ROCHON SANDS	15,392
ROSS HAVEN	17,078
SANDY BEACH	17,494
SEBA BEACH	21,010
SILVER BEACH	13,430
SILVER SANDS	17,122
SOUTH BAPTISTE	11,692
SOUTH VIEW	11,784
SUNBREAKER COVE	17,004
SUNDANCE BEACH	13,580
SUNRISE BEACH	15,872

Local Government	2024 Allocation
SUNSET BEACH	10,268
SUNSET POINT	17,388
VAL QUENTIN	17,454
WAIPAROUS	10,254
WEST BAPTISTE	9,206
WEST COVE	16,908
WHISPERING HILLS	16,620
WHITE SANDS	18,740
YELLOWSTONE	16,144
Municipal Districts and Counties	
ACADIA NO. 34, M.D. OF	79,034
ATHABASCA COUNTY	344,076
BARRHEAD NO. 11, COUNTY OF	345,476
BEAVER COUNTY	410,658
BIG LAKES COUNTY	147,308
BIGHORN NO. 8, M.D. OF	73,816
BIRCH HILLS COUNTY	168,050
BONNYVILLE NO. 87, M.D. OF	397,624
BRAZEAU COUNTY	230,638
CAMROSE COUNTY	428,248
CARDSTON COUNTY	268,742
CLEAR HILLS COUNTY	274,008
CLEARWATER COUNTY	386,360
CYPRESS COUNTY	316,068
FAIRVIEW NO. 136, M.D. OF	141,776
FLAGSTAFF COUNTY	472,508
FOOTHILLS COUNTY	514,818
FORTY MILE NO. 8, COUNTY OF	342,428
GRANDE PRAIRIE NO. 1, COUNTY OF	684,538
GREENVIEW NO. 16, M.D. OF	523,534
KNEEHILL COUNTY	290,426
LAC STE. ANNE COUNTY	215,836
LACOMBE COUNTY	298,984
LAC LA BICHE COUNTY	247,648
LAMONT COUNTY	319,632
LEDUC COUNTY	497,408
LESSER SLAVE RIVER NO. 124, M.D. OF	110,400
LETHBRIDGE COUNTY	210,780
MACKENZIE COUNTY	242,524
MINBURN NO. 27, COUNTY OF	302,710
MOUNTAIN VIEW COUNTY	336,652
NEWELL, COUNTY OF	277,902
NORTHERN LIGHTS, COUNTY OF	299,602

Local Government	2024 Allocation
NORTHERN SUNRISE COUNTY	132,712
OPPORTUNITY NO. 17, M.D. OF	168,932
PAINTEARTH NO. 18, COUNTY OF	261,004
PARKLAND COUNTY	687,452
PEACE NO. 135, M.D. OF	126,282
PINCHER CREEK NO. 9, M.D. OF	107,056
PONOKA COUNTY	237,604
PROVOST NO. 52, M.D. OF	147,654
RANCLAND NO. 66, M.D. OF	43,368
RED DEER COUNTY	469,768
ROCKY VIEW COUNTY	1,027,950
SADDLE HILLS COUNTY	158,410
SMOKY LAKE COUNTY	215,604
SMOKY RIVER NO. 130, M.D. OF	214,982
SPIRIT RIVER NO. 133, M.D. OF	93,528
ST. PAUL NO. 19, COUNTY OF	226,672
STARLAND COUNTY	223,628
STETTLER NO. 6, COUNTY OF	504,844
STRATHCONA COUNTY	1,685,618
STURGEON COUNTY	438,770
TABER, M.D. OF	331,264
THORHILD COUNTY	239,700
TWO HILLS NO. 21, COUNTY OF	396,130
VERMILION RIVER, COUNTY OF	675,268
VULCAN COUNTY	355,916
WAINWRIGHT NO. 61, M.D. OF	282,320
WARNER NO. 5, COUNTY OF	312,204
WESTLOCK COUNTY	418,682
WETASKIWIN NO. 10, COUNTY OF	246,406
WHEATLAND COUNTY	277,718
WILLOW CREEK NO. 26, M.D. OF	437,712
WOOD BUFFALO, REGIONAL MUNICIPALITY OF	1,833,848
WOODLANDS COUNTY	145,198
YELLOWHEAD COUNTY	457,786
Improvement Districts and Special Areas Board	
I.D. NO. 04 (WATERTON)	38,170
I.D. NO. 09 (BANFF)	76,892
I.D. NO. 12 (JASPER NATIONAL PARK)	21,392
I.D. NO. 13 (ELK ISLAND)	8,160
I.D. NO. 24 (WOOD BUFFALO)	32,958
I.D. NO. 25 (WILLMORE WILDERNESS)	7,908
KANANASKIS IMPROVEMENT DISTRICT	36,628

Local Government	2024 Allocation
SPECIAL AREAS BOARD	736,176
Metis Settlements	
BUFFALO LAKE	33,308
EAST PRAIRIE	32,324
ELIZABETH	32,766
FISHING LAKE	32,392
GIFT LAKE	34,660
KIKINO	35,622
PADDLE PRAIRIE	32,254
PEAVINE	32,468
Total	60,000,000

Notes:

1. LGFF operating allocations are based on *Budget 2023* forecasts for the total operating funding amount in 2024-25, and are subject to approval in Budget 2024.
2. LGFF operating allocations are set based on Municipal Sustainability Initiative operating amounts allocated to local governments in 2023.



ALBERTA

ENVIRONMENT AND PROTECTED AREAS

Office of the Minister

Dear Elected Municipal Leaders,

Alberta is currently in a significant drought. During summer 2023, several water basins reached critical drought conditions due to low rainfall and high temperatures. The world is also experiencing El Niño, a global phenomenon occurring for the first time in seven years. It's causing less snow and rain, along with higher temperatures, heightening the potential for significant drought into spring and summer 2024, particularly in southern Alberta.

Alberta has five stages in its water management plan. Ranging from Stage 1, which is a minor drought, to Stage 5, which is a province-wide emergency. We are currently in Stage 4. The Government of Alberta is closely monitoring the situation and working to be prepared in case the province faces a similar – or worse – drought next year. Staff from Environment and Protected Areas, along with Agriculture and Irrigation, are working with water licence holders, major water users, and other partners to develop water conservation plans and water-sharing agreements.

Alberta has stood up a Drought Command Team in the event of an emergency and an early first draft of a 2024 Drought Emergency Plan has been completed and is now being refined. We have also initiated drought modelling work that will allow the province to determine how to maximize the province's water supply. Alberta is considering a wide range of tools and approaches to respond to an emergency situation, including both regulatory and non-regulatory tools.

The province will also be striking an advisory panel of leaders to help provide advice in the months ahead. And we are preparing for the future, looking at what long-term infrastructure is needed to help manage water supplies for future generations.

However, municipal action is also needed. In order to be fully prepared for a severe drought, municipal leaders throughout Alberta will need to take action. From my time as the Minister of Municipal Affairs, I have had the pleasure of meeting and working with many of you, and I am confident that Albertans will find their municipal leaders are ready and willing to deal with this challenge head-on.

That's why I am writing to all municipalities to ask that the following be undertaken in the coming months:

- 1.) Initiate efforts to monitor water supply infrastructure proactively, paying particular attention to water intake relative to water levels.
- 2.) Begin a review of the terms of your municipality's water licence so you are aware of any conditions that may limit your ability to withdraw water during a drought.
- 3.) Alert municipal water managers to prepare to be engaged with officials from the Drought Command Team, should conditions within your municipal water licence need to be triggered.
- 4.) Develop a water shortage plan so your municipality is prepared to respond if water availability decreases.

We are asking all water users to start planning now to use less water in 2024. We are committed to providing information and supporting any additional conservation efforts that your municipality may adopt in the future.

Stay up-to-date on precipitation and water levels through the Alberta Rivers app or the Alberta Rivers Basins web page at rivers.alberta.ca. To learn more about the impacts of drought on communities and the principles for sound water management, please visit alberta.ca/drought.

Environment and Protected Area would like to hear from your water management staff on perceived risks of drought in 2024, what impacts it could have on your operations, and how your municipality plans to mitigate risks. To connect with our team, please email [REDACTED]

Alberta has navigated many droughts before and has a long, proud history of coming together during tough times. I know we can count on our municipal partners to work together in the face of adversity.

Sincerely,



Rebecca Schulz
Minister of Environment and Protected Areas

cc: Honourable Ric McIver
Minister of Municipal Affairs

Honourable RJ Sigurdson
Minister of Agriculture and Irrigation

Stacey Smythe
Assistant Deputy Minister, Regulatory Assurance
Environment and Protected Areas



ALBERTA
MUNICIPAL AFFAIRS

*Office of the Minister
MLA, Calgary-Hays*

AR113106

Dear Chief Elected Officials:

Since 2022, Municipal Affairs has been working with the Assessment Model Review Stakeholder Steering Committee consisting of industry representatives and municipal partners, such as Alberta Municipalities and Rural Municipalities of Alberta. The committee was tasked with designing an engagement process that will assist in updating the regulated property assessment models in a fair and transparent manner. I am now carefully considering the committee's proposed engagement plan.

As you are aware, in 2020, a number of tax incentives were put in place when Alberta's previous review of regulated property assessment was paused. A three-year property tax holiday on new wells and pipelines was introduced to promote new investment and economic activity in the energy sector. This tax holiday will end, as planned, after the 2024 municipal tax year. The Well Drilling Equipment Tax was also eliminated, and there are no plans to reinstate it.

Two assessment-based measures to support the viability of mature oil and gas assets were also implemented at that time: the continuation of the 35 per cent assessment reduction for shallow gas wells and pipelines (first introduced in 2019), and additional depreciation adjustments for lower-producing wells. These two measures were intended as a bridge to the implementation of new assessment models and will therefore be extended until the Assessment Model Review is completed and the regulated assessment models for wells are updated.

Thank you for continuing to work in partnership with the province. I look forward to sharing more information in early 2024 regarding further engagement on the Assessment Model Review.

Sincerely,

A handwritten signature in blue ink that reads "Ric McIver".

Ric McIver
Minister

cc: Chief Administrative Officers
Tyler Gandam, President, Alberta Municipalities
Paul McLauchlin, President, Rural Municipalities of Alberta

Important: This Legislation may Affect Your Municipality

Utility Safety Partners [REDACTED]

Thu 2023-12-14 2:58 PM
[REDACTED]



Dec 14, 2023

Impacts of Proposed Damage Prevention Legislation - Municipalities with Non-Registered Assets

Utility Safety Partners (USP) is proposing comprehensive provincial damage prevention legislation for buried and above-ground utilities in Alberta. The new legislation will enhance safety across the province by creating a comprehensive provincial energy and utility notification system requiring the registration of all of critical infrastructure with USP (formerly Alberta One-Call). This would include all municipalities in Alberta.

While the majority of Alberta's municipalities have registered the location of their buried energy and utility assets as members of USP, which is a non-profit, safety-focused organization, you are receiving this message because your municipality is not currently registered and would be directly impacted by the proposed legislation.

We understand that, while the cost of registering with USP is minimal, identifying all critical assets within a municipality can require a significant initial investment. That's why, during the proposed legislation public comment period process, we worked with Alberta Municipalities and Rural Municipalities of Alberta to determine an approach that would minimize these impacts. Based on recommendations, the proposed legislation was updated to reduce the impacts by providing municipalities with a five-year grace period to help manage initial asset identification costs. Additionally, if your municipality registers as a USP member prior to the legislation being passed in the Alberta Legislature, the grace period would apply to your municipality from the date the legislation becomes law.

Please note that if your municipality does not have any assets to register, the registration process doesn't apply. However, as always, your municipality would still be required to initiate a locate request prior to every ground disturbance to identify the location of other buried utilities in the vicinity of your proposed works.

We currently anticipate that the proposed legislation will be brought to the Alberta Legislature in the coming months, depending on the Legislature's agenda.

For more information about the proposed legislation scan the QR Code below or visit: <https://damage-prevention.utilitysafety.ca>



To register as a member <https://utilitysafety.ca/>

If you have questions, please email us at info@utilitysafety.ca.


Sincerely,



Mike Sullivan
President, Utility Safety Partners



Where's the **LINE**?



December 13, 2023

RE: Update regarding FortisAlberta's 2024 Estimated Distribution & Transmission Rates

As a follow up to our correspondence in September 2023, FortisAlberta is expecting to receive the Alberta Utilities Commission (AUC) approval of the 2024 rates in mid-January. The AUC usually approves the annual rates by mid-December but the process was delayed by a few weeks this year. The 2024 rates are higher than the 2023 rates due to three main factors:

1. Inflation alone has contributed to about half of the rates increase;
2. Increased cost of financing the capital that has been invested in the electricity distribution system infrastructure; and
3. Increased costs of new facilities that are required for maintaining reliability or wildfire mitigation.

The attached charts compare total billing amounts from December 2023 and the projection for January 2024. The total billing amounts include transmission, distribution, and energy charges. The first table highlights the estimated percentage change and average change for each rate class based on estimated consumption and demand. The second table highlights the increases to Maximum Investment Levels, which are the maximum amounts by rate class that FortisAlberta is allowed to invest in new and upgraded services.

Once the rates have been approved, FortisAlberta will issue another letter to highlight the rate and investment impacts. Please feel free to contact me or your Stakeholder Relations Manager should you have any questions or require further information.

Sincerely,

A handwritten signature in black ink that reads "Ralph Leriger".

Ralph Leriger
Manager, Stakeholder Engagement



**2024 Estimated Rates - Average Monthly Bill Impacts by Rate Class
BUNDLED BILL Including Energy, Retail, and DT Rates & Riders**

Rate	Rate Class Description	Consumption Usage	Demand Usage	Monthly/Seasonal Bill			
				Dec 2023 Bill	Jan 2024 Bill	\$ Difference	% Change
		300 kWh		\$131.52	\$135.20	\$3.68	2.8%
11	Residential	640 kWh		\$239.75	\$244.58	\$4.83	2.0%
		1200 kWh		\$418.01	\$424.75	\$6.74	1.6%
		900 kWh	5 kVA	\$153.83	\$161.82	\$7.99	5.2%
21	Farm (Breaker Billed)	1,400 kWh	10 kVA	\$589.46	\$604.01	\$14.55	2.5%
		7,500 kWh	25 kVA	\$2,700.80	\$2,739.21	\$38.41	1.4%
22	Farm (Demand Metered)	700 kWh	10 KVA	\$398.20	\$414.69	\$16.49	4.1%
		3000 kWh	20 kVA	\$1,240.83	\$1,270.59	\$29.75	2.4%
		15,000 kWh	60 kVA	\$5,424.51	\$5,504.00	\$79.49	1.5%
		6,000 kWh	20 kW	\$2,775.33	\$2,809.07	\$33.74	1.2%
26	FortisAlberta Irrigation	15,000 kWh	33 kW	\$5,957.97	\$5,955.71	-\$2.25	0.0%
		45,000 kWh	100 kW	\$17,834.59	\$17,830.47	-\$4.12	0.0%
31	Streetlighting (Investment)	5,144 kWh	12,500 W	\$3,867.28	\$4,176.11	\$308.83	8.0%
33	Streetlighting (Non-Investment)	7,900 kWh	20,000W	\$2,534.01	\$2,706.05	\$172.04	6.8%
38	Yard Lighting	5,000 kWh	12,000 W	\$2,662.07	\$2,862.73	\$200.66	7.5%
	Rates 31, 33 and 38 is based on 100 High Pressure Sodium (HPS) lights in assorted fixture wattages.						
		1,083 kWh	5 kW	\$414.13	\$413.20	-\$0.93	-0.2%
41	Small General Service	2,165 kWh	10 kW	\$788.96	\$784.23	-\$4.73	-0.6%
		10,825 kWh	50 kW	\$3,787.59	\$3,752.47	-\$35.12	-0.9%
		2,590 kWh	7.5 kW	\$963.00	\$965.78	\$2.78	0.3%
44/45	Oil and Gas Service	5,179 kWh	15 kW	\$1,875.95	\$1,879.78	\$3.83	0.2%
		25,895 kWh	75 kW	\$9,179.59	\$9,191.81	\$12.23	0.1%
		32,137 kWh	100 kW	\$8,361.23	\$7,762.61	-\$598.62	-7.2%
61	General Service	63,071 kWh	196 kW	\$16,372.61	\$15,194.42	-\$1,178.19	-7.2%
		482,055 kWh	1500 kW	\$124,884.08	\$115,855.80	-\$9,028.28	-7.2%
		500 kWh		\$457.51	\$449.81	-\$7.70	-1.7%
62	EV Fast Charging Station Service	4,500 kWh		\$3,752.19	\$3,654.80	-\$97.39	-2.6%
		40,000 kWh		\$32,992.44	\$32,099.16	-\$893.28	-2.7%
		824,585 kWh	2500 kW	\$208,920.50	\$200,000.92	-\$8,919.58	-4.3%
63	Large General Service	1,529,769 kWh	4638 kW	\$380,306.65	\$363,091.60	-\$17,215.05	-4.5%
		3,298,338 kWh	10,000 kW	\$810,134.77	\$772,115.08	-\$38,019.69	-4.7%
65	Transmission Connected Service	The Distribution component will increase to \$49.256273/per day. The Transmission Component is the applicable rate of the AESO.					

CUSTOMER CONTRIBUTIONS SCHEDULES

**Table 1
2024 Maximum Investment Levels for Distribution Facilities
When the Investment Term is 15 years or more**

Type of Service	Maximum Investment Level
Rate 11 Residential	\$3,016 per service
Rate 11 Residential Development	\$3,016 per service, less FortisAlberta's costs of metering and final connection
Rate 21 and 22 Farm, and Rate 23 Grain Drying	\$6,461 base investment, plus \$924 per kVA of Peak Demand
Rate 26 Irrigation	\$6,461 base investment, plus \$1,028 per kW of Peak Demand
Rate 31 Street Lighting (Investment Option)	\$3,325 per fixture
Rate 38 Yard Lighting	\$919 per fixture
Rate 41 Small General Service	\$6,461 base investment, plus \$1,028 per kW of Peak Demand
Rate 45 Oil and Gas Service	\$6,461 base investment, plus \$1,028 per kW of Peak Demand FortisAlberta invests as required per unmetered to metered service conversion program.
Rate 61 General Service and Rate 62 Electric Vehicle Fast Charging Service	\$6,461 base investment, plus \$1,028 per kW for the first 150 kW, plus \$128 for additional kW of Peak Demand
Rate 63 Large General Service	\$116 per kW of Peak Demand, plus \$127 per metre of Customer Extension

Notes: Maximum investment levels are reduced if the expected Investment Term is less than 15 years.

Invitation to ABmunis webinar on the LGFF Capital allocation formula – January 18 at 4:30pm



Wed 2024-01-03 3:16 PM

Dear Mayors, Councillors, and CAOs:

On December 15, 2023, the Government of Alberta announced the Local Government Fiscal Framework (LGFF) Capital allocation formula for the non-charter municipalities. Alberta Municipalities (ABmunis) has analyzed how the new formula works, the new program rules, and how the transition to LGFF Capital will impact member municipalities in 2024 and into the future.

To share our analysis, ABmunis' Board of Directors will be hosting a series of webinars with our Regular Members.

We are inviting municipal elected officials, CAOs, and senior finance staff from Alberta's towns, villages, and specialized municipalities to attend a webinar on Thursday, January 18, 2024 at 4:30 – 6:00 p.m. [Register now](#).

We hope you join us for the webinar and look forward to answering your questions.

Tyler Gandam | President



This email and any files transmitted with it are confidential and intended solely for the use of the individual or entity to whom they are addressed. If you have received this email in error please notify the sender. This message contains confidential information and is intended only for the individual named. If you are not the named addressee, you should not disseminate, distribute or copy this email.

We respectfully acknowledge that we live, work, and play on the traditional and ancestral territories of many Indigenous, First Nations, Métis, and Inuit peoples. We acknowledge that what we call Alberta is the traditional and ancestral territory of many peoples, presently subject to Treaties 4, 6, 7, 8 and 10 and Six Regions of the Métis Nation of Alberta.

Provincial 2024 Equalized Assessment Report

ISBN 978-1-4601-5896-8
ISSN 2368-657X

Provincial 2024 Equalized Assessment Report

Municipality Type	Municipality	Residential	Farmland	Non Residential (Non regulated)	NR Linear Property	NR Co-generating M&E	Machinery and Equipment	Grand Total
City	AIRDRIE	12,761,682,690	2,661,590	1,908,307,551	89,517,810	0	10,443,370	14,772,613,011
	BEAUMONT	3,419,198,093	695,370	229,139,221	21,275,850	0	129,540	3,670,438,074
	BROOKS	1,141,457,918	192,800	304,090,636	27,060,810	0	1,045,250	1,473,847,414
	CALGARY	258,771,698,681	54,181,307	56,078,974,716	3,176,527,400	0	382,190,000	318,463,572,104
	CAMROSE	2,230,450,070	950,420	607,364,022	30,261,220	0	62,857,530	2,931,883,262
	CHESTERMERE	4,870,791,199	993,740	200,131,379	38,766,670	0	600,980	5,111,283,968
	COLD LAKE	1,692,476,084	293,640	572,074,874	26,510,050	0	837,160	2,292,191,808
	EDMONTON	147,069,621,737	68,026,931	38,716,648,097	2,166,989,070	0	870,852,314	188,892,138,149
	FORT SASKATCHEWAN	4,137,389,345	1,363,650	1,195,780,299	148,420,900	0	1,914,354,610	7,397,308,804
	GRANDE PRAIRIE	7,154,488,949	3,556,300	3,021,989,868	136,727,990	0	45,876,460	10,362,639,567
	LACOMBE	1,606,558,716	675,000	331,244,002	18,682,200	0	2,287,610	1,959,447,528
	LEDUC	4,692,375,863	681,100	2,086,390,327	66,061,610	0	88,253,990	6,933,762,890
	LETHBRIDGE	12,582,259,014	2,366,900	2,802,318,409	293,552,870	0	327,171,970	16,007,669,163
	LLOYDMINSTER	2,163,884,265	918,310	1,021,334,414	58,817,190	0	194,692,080	3,439,646,259
	MEDICINE HAT	7,919,776,885	1,051,200	1,586,764,357	345,865,510	0	553,633,080	10,407,091,032
	RED DEER	12,106,199,882	1,672,300	3,557,322,640	168,388,690	0	34,733,100	15,868,316,612
	SPRUCE GROVE	5,666,377,492	3,729,730	1,161,878,691	48,633,270	0	19,433,250	6,900,052,433
	ST. ALBERT	11,900,834,578	1,065,000	1,965,350,337	91,121,150	0	26,235,430	13,984,606,495
	WETASKIWIN	1,034,295,493	511,790	332,055,884	22,539,820	0	29,223,000	1,418,625,987
		502,921,816,954	145,587,078	117,679,159,724	6,975,720,080	0	4,564,850,724	632,287,134,560
Specialized Municipality	CROWSNEST PASS, MUNICIPALITY OF	1,113,222,094	425,420	116,470,639	57,811,050	0	3,634,860	1,291,564,063
	JASPER, MUNICIPALITY OF	1,131,896,763	0	703,077,556	60,900,280	0	2,782,190	1,898,656,789
	LAC LA BICHE COUNTY	1,307,459,326	21,930,200	489,888,583	1,339,286,680	0	1,809,543,710	4,968,108,499

Provincial 2024 Equalized Assessment Report

Municipality Type	Municipality	Residential	Farmland	Non Residential (Non regulated)	NR Linear Property	NR Co-generating M&E	Machinery and Equipment	Grand Total
	MACKENZIE COUNTY	1,229,266,270	47,376,280	329,861,539	615,046,030	0	310,578,180	2,532,128,299
	STRATHCONA COUNTY	19,326,249,427	33,600,070	5,514,845,685	970,394,390	0	11,011,446,370	36,856,535,942
	WOOD BUFFALO, REGIONAL MUNICIPALITY OF	10,001,332,218	0	8,852,798,499	3,767,093,820	0	38,856,867,593	61,478,092,130
		34,109,426,098	103,331,970	16,006,942,501	6,810,532,250	0	51,994,852,903	109,025,085,722
Municipal District	ACADIA NO. 34, M.D. OF	37,508,783	34,900,430	5,406,454	4,881,920	0	529,130	83,226,717
	ATHABASCA COUNTY	1,093,184,719	66,483,150	205,404,837	603,869,730	0	529,545,190	2,498,487,626
	BARRHEAD NO. 11, COUNTY OF	770,119,163	59,736,750	45,170,620	124,369,820	0	42,477,580	1,041,873,933
	BEAVER COUNTY	716,499,057	114,724,530	146,058,623	308,075,180	0	75,147,700	1,360,505,090
	BIG LAKES COUNTY	584,896,923	35,496,350	149,176,180	780,921,410	0	293,848,430	1,844,339,293
	BIGHORN NO. 8, M.D. OF	699,087,539	6,152,770	334,809,813	137,194,790	0	435,122,050	1,612,366,962
	BIRCH HILLS COUNTY	67,195,126	48,863,460	15,916,710	111,657,320	0	41,811,730	285,444,346
	BONNYVILLE NO. 87, M.D. OF	1,898,867,624	61,574,380	729,802,917	2,638,504,380	0	2,922,808,790	8,251,558,091
	BRAZEAU COUNTY	1,045,062,867	24,448,780	254,207,329	1,712,206,060	0	692,558,020	3,728,483,056
	CAMROSE COUNTY	1,342,768,662	140,784,010	229,628,250	333,931,520	0	190,475,650	2,237,588,092
	CARDSTON COUNTY	559,281,203	99,182,300	42,249,565	72,107,730	0	14,506,280	787,327,078
	CLEAR HILLS COUNTY	173,677,812	39,925,790	68,087,101	612,651,020	0	229,141,800	1,123,483,523
	CLEARWATER COUNTY	1,903,686,683	56,225,910	511,566,393	3,216,721,420	0	2,111,994,570	7,800,194,976
	CYPRESS COUNTY	1,481,835,638	146,629,280	654,201,796	1,842,857,150	0	890,337,690	5,015,861,554
	FAIRVIEW NO. 136, M.D. OF	166,909,285	34,543,840	24,254,210	96,283,900	0	38,464,680	360,455,915
	FLAGSTAFF COUNTY	376,257,800	164,921,690	108,483,750	507,283,340	0	381,122,940	1,538,069,520
	FOOTHILLS COUNTY	7,955,857,578	137,298,860	662,834,892	405,729,070	0	209,171,390	9,370,891,790
	FORTY MILE NO. 8, COUNTY OF	323,926,600	194,297,540	51,352,450	758,519,610	0	24,136,740	1,352,232,940
	GRANDE PRAIRIE NO. 1, COUNTY OF	4,418,200,705	116,081,780	2,298,827,797	1,657,772,000	0	2,060,891,300	10,551,773,582

Provincial 2024 Equalized Assessment Report

Municipality Type	Municipality	Residential	Farmland	Non Residential (Non regulated)	NR Linear Property	NR Co-generating M&E	Machinery and Equipment	Grand Total
	GREENVIEW NO. 16, M.D. OF	1,058,812,591	56,139,290	1,169,690,695	6,693,058,780	0	6,667,420,310	15,645,121,666
	KNEEHILL COUNTY	598,175,371	151,663,500	167,198,874	899,739,390	0	293,307,690	2,110,084,825
	LAC STE. ANNE COUNTY	1,812,804,722	57,791,490	83,355,569	262,859,230	0	60,807,130	2,277,618,141
	LACOMBE COUNTY	2,065,248,811	126,230,100	1,180,459,416	849,420,610	0	3,138,297,720	7,359,656,657
	LAMONT COUNTY	513,769,128	95,327,320	216,902,637	324,042,190	0	91,772,950	1,241,814,225
	LEDUC COUNTY	3,101,955,463	85,160,570	4,644,819,383	1,355,074,020	0	166,868,360	9,353,877,796
	LESSER SLAVE RIVER NO. 124, M.D. OF	555,901,533	7,383,950	207,656,524	487,232,710	0	544,443,570	1,802,618,287
	LETHBRIDGE COUNTY	1,286,681,875	158,169,030	506,866,907	212,840,140	0	120,060,990	2,284,618,942
	MINBURN NO. 27, COUNTY OF	305,669,024	107,152,663	74,996,535	288,741,430	0	105,707,430	882,267,082
	MOUNTAIN VIEW COUNTY	2,863,380,715	158,366,490	398,998,110	1,301,485,180	0	548,522,370	5,270,752,865
	NEWELL, COUNTY OF	883,367,357	146,510,410	417,816,700	2,102,678,740	0	587,383,180	4,137,756,387
	NORTHERN LIGHTS, COUNTY OF	403,819,303	50,709,710	169,627,019	484,063,790	0	384,078,920	1,492,298,742
	NORTHERN SUNRISE COUNTY	215,288,507	29,046,020	189,556,560	1,052,816,340	0	669,919,430	2,156,626,857
	OPPORTUNITY NO. 17, M.D. OF	266,202,004	349,940	227,162,260	1,981,782,960	0	459,212,570	2,934,709,734
	PAINTEARTH NO. 18, COUNTY OF	140,284,128	91,166,330	89,546,010	584,575,670	0	117,056,200	1,022,628,338
	PARKLAND COUNTY	7,021,342,258	40,822,460	2,922,092,398	1,327,129,000	0	334,910,630	11,646,296,746
	PEACE NO. 135, M.D. OF	170,190,638	20,161,670	51,328,229	64,658,830	0	10,635,230	316,974,597
	PINCHER CREEK NO. 9, M.D. OF	697,252,580	58,800,000	65,035,181	743,184,900	0	193,880,410	1,758,153,071
	PONOKA COUNTY	1,768,202,356	85,291,450	150,873,756	828,370,190	0	449,498,950	3,282,236,702
	PROVOST NO. 52, M.D. OF	215,335,936	87,396,110	201,631,700	946,053,540	0	1,411,511,450	2,861,928,736
	RANCHLAND NO. 66, M.D. OF	18,217,960	9,090,800	16,287,320	133,231,240	0	70,658,620	247,485,940
	RED DEER COUNTY	3,962,823,166	162,087,490	1,533,260,289	861,089,990	0	248,370,150	6,767,631,085
	ROCKY VIEW COUNTY	15,052,414,734	150,949,640	5,079,065,148	1,231,672,150	0	674,053,280	22,188,154,952
	SADDLE HILLS COUNTY	151,231,436	49,892,122	161,144,676	1,631,279,200	0	1,213,510,500	3,207,057,934

Provincial 2024 Equalized Assessment Report

Municipality Type	Municipality	Residential	Farmland	Non Residential (Non regulated)	NR Linear Property	NR Co-generating M&E	Machinery and Equipment	Grand Total
	SMOKY LAKE COUNTY	351,050,678	56,767,640	48,154,297	230,584,620	0	55,888,830	742,446,065
	SMOKY RIVER NO. 130, M.D. OF	180,671,165	64,456,930	75,719,940	142,402,930	0	73,492,170	536,743,135
	SPIRIT RIVER NO. 133, M.D. OF	64,719,597	20,146,240	82,769,610	62,572,270	0	45,323,740	275,531,457
	ST. PAUL NO. 19, COUNTY OF	987,954,777	73,020,460	100,095,140	358,583,730	1,336,010	346,276,650	1,867,266,767
	STARLAND COUNTY	138,897,943	101,749,300	46,674,440	310,224,900	0	103,577,860	701,124,443
	STETTLE NO. 6, COUNTY OF	725,848,710	125,225,940	115,882,081	407,882,550	0	132,327,390	1,507,166,671
	STURGEON COUNTY	4,201,396,872	77,454,130	1,688,099,764	759,104,130	0	4,863,284,510	11,589,339,406
	TABER, M.D. OF	783,023,868	178,630,150	266,245,599	698,276,760	0	271,958,100	2,198,134,477
	THORHILD COUNTY	399,651,237	46,927,398	43,170,349	301,698,760	0	44,491,370	835,939,114
	TWO HILLS NO. 21, COUNTY OF	353,288,625	87,708,160	21,936,830	122,967,890	0	22,508,350	608,409,855
	VERMILION RIVER, COUNTY OF	1,029,265,071	183,719,020	322,840,985	636,651,450	0	244,784,330	2,417,260,856
	VULCAN COUNTY	586,235,326	204,525,860	117,515,783	634,097,630	0	77,728,660	1,620,103,259
	WAINWRIGHT NO. 61, M.D. OF	639,488,255	91,103,040	314,769,860	881,158,380	0	205,062,410	2,131,581,945
	WARNER NO. 5, COUNTY OF	383,185,068	154,859,730	37,860,347	178,145,790	0	26,122,470	780,173,405
	WESTLOCK COUNTY	781,433,341	99,473,400	45,310,421	112,606,610	0	12,164,720	1,050,988,492
	WETASKIWIN NO. 10, COUNTY OF	2,069,877,859	91,795,890	157,956,909	526,200,250	0	168,345,200	3,014,176,108
	WHEATLAND COUNTY	1,410,579,798	199,821,720	632,692,376	1,324,781,320	0	811,915,300	4,379,790,514
	WILLOW CREEK NO. 26, M.D. OF	825,713,399	143,475,600	96,947,707	912,660,910	0	62,221,820	2,041,019,436
	WOODLANDS COUNTY	782,279,980	15,319,180	231,541,353	738,863,030	0	695,304,510	2,463,308,053
	YELLOWHEAD COUNTY	1,748,906,528	39,185,130	846,647,490	5,129,108,770	0	3,048,016,330	10,811,864,248
		89,186,663,460	5,623,295,073	31,755,642,864	57,041,190,270	1,336,010	41,056,774,420	224,664,902,097
Town	ATHABASCA	263,145,308	20,810	102,797,373	5,677,590	0	432,490	372,073,571
	BANFF	2,129,715,930	0	1,289,762,731	11,208,330	0	0	3,430,686,991
	BARRHEAD	380,598,726	125,000	113,302,580	6,623,760	0	4,907,320	505,557,386

Provincial 2024 Equalized Assessment Report

Municipality Type	Municipality	Residential	Farmland	Non Residential (Non regulated)	NR Linear Property	NR Co-generating M&E	Machinery and Equipment	Grand Total
	BASHAW	61,282,921	14,350	15,775,067	2,292,720	0	1,738,860	81,103,918
	BASSANO	91,288,579	98,090	27,359,244	2,931,560	0	3,094,550	124,772,023
	BEAVERLODGE	233,021,001	58,200	60,645,387	4,321,740	0	657,800	298,704,128
	BENTLEY	97,758,250	52,000	13,783,470	1,486,320	0	365,000	113,445,040
	BLACKFALDS	1,274,104,455	83,010	147,191,757	15,556,820	0	7,459,290	1,444,395,332
	BON ACCORD	150,568,843	162,300	5,692,600	1,868,180	0	47,090	158,339,013
	BONNYVILLE	592,846,168	540,500	336,819,876	13,623,750	0	238,880	944,069,174
	BOW ISLAND	145,836,700	64,220	45,611,337	3,322,430	0	2,381,460	197,216,147
	BOWDEN	106,047,783	76,210	12,772,840	2,750,790	0	2,205,160	123,852,783
	BRUDERHEIM	141,640,093	392,800	14,537,300	4,277,790	0	443,280	161,291,263
	CALMAR	241,228,527	146,000	46,592,126	3,151,820	0	49,000	291,167,473
	CANMORE	9,341,142,401	0	1,669,721,796	54,395,280	0	411,370	11,065,670,847
	CARDSTON	351,028,901	69,000	42,005,302	5,996,930	0	370,490	399,470,623
	CARSTAIRS	746,053,380	345,000	56,776,318	11,184,270	0	105,070	814,464,038
	CASTOR	63,399,443	26,460	12,597,739	1,617,470	0	87,430	77,728,542
	CLARESHOLM	417,570,246	154,780	93,108,342	8,347,220	0	1,208,030	520,388,618
	COALDALE	1,078,255,448	390,030	168,859,002	10,236,530	0	2,558,720	1,260,299,730
	COALHURST	311,391,942	40,760	11,732,630	3,023,310	0	19,580	326,208,222
	COCHRANE	6,636,705,904	162,700	630,870,331	54,561,230	0	14,150,380	7,336,450,545
	CORONATION	55,780,362	12,320	20,136,576	2,075,870	0	106,040	78,111,168
	CROSSFIELD	542,310,904	359,000	182,766,084	8,000,270	0	5,346,620	738,782,878
	DAYS LAND	76,146,833	1,480	6,240,703	1,271,430	0	0	83,660,446
	DEVON	830,594,512	361,780	117,401,484	13,527,520	0	312,340	962,197,636
	DIAMOND VALLEY	862,419,147	202,100	74,942,729	9,195,660	0	2,633,620	949,393,256

Provincial 2024 Equalized Assessment Report

Municipality Type	Municipality	Residential	Farmland	Non Residential (Non regulated)	NR Linear Property	NR Co-generating M&E	Machinery and Equipment	Grand Total
	DIDSBURY	593,629,505	533,520	73,366,071	8,452,080	0	178,650	676,159,826
	DRAYTON VALLEY	693,023,203	383,590	414,543,286	41,552,510	0	35,868,130	1,185,370,719
	DRUMHELLER	707,225,566	1,412,000	200,409,647	33,004,760	0	2,668,790	944,720,763
	ECKVILLE	96,857,552	0	19,199,627	2,303,920	0	0	118,361,099
	EDSON	876,510,895	29,300	376,243,035	26,550,420	0	43,081,350	1,322,415,000
	ELK POINT	105,289,424	89,480	39,079,808	3,396,240	0	98,170	147,953,122
	FAIRVIEW	223,294,532	138,660	59,454,877	7,201,720	0	0	290,089,789
	FALHER	56,646,860	15,010	24,278,638	2,527,160	0	276,040	83,743,708
	FORT MACLEOD	339,242,041	274,010	124,566,433	15,450,540	0	1,955,020	481,488,044
	FOX CREEK	197,161,512	0	145,226,152	8,083,310	0	118,970	350,589,944
	GIBBONS	351,727,349	297,250	27,285,170	4,286,990	0	668,240	384,264,999
	GRIMSHAW	210,196,578	97,880	44,481,405	5,677,400	0	180,570	260,633,833
	HANNA	167,855,231	94,630	54,224,114	8,293,290	0	1,348,660	231,815,925
	HARDISTY	68,324,590	22,480	28,163,361	1,724,770	0	12,790	98,247,991
	HIGH LEVEL	252,944,866	8,620	183,626,089	22,708,180	0	99,279,110	558,566,865
	HIGH PRAIRIE	180,780,897	95,940	105,507,879	5,523,700	0	25,734,670	317,643,086
	HIGH RIVER	2,025,169,164	486,600	316,443,881	18,296,900	0	121,710	2,360,518,255
	HINTON	1,134,474,625	5,600	426,418,995	37,236,430	0	293,712,470	1,891,848,120
	INNISFAIL	844,398,377	422,920	244,303,955	37,681,130	0	63,115,550	1,189,921,932
	IRRICANA	131,100,867	64,000	6,472,880	1,896,840	0	0	139,534,587
	KILLAM	71,943,089	134,690	21,220,740	2,122,200	0	0	95,420,719
	LAMONT	136,015,666	198,000	24,770,711	3,012,710	0	211,820	164,208,907
	LEGAL	123,404,179	139,170	7,206,415	1,569,040	0	145,930	132,464,734
	MAGRATH	249,499,256	69,910	13,029,448	3,682,340	0	1,450,090	267,731,044

Provincial 2024 Equalized Assessment Report

Municipality Type	Municipality	Residential	Farmland	Non Residential (Non regulated)	NR Linear Property	NR Co-generating M&E	Machinery and Equipment	Grand Total
	MANNING	88,936,531	13,770	25,698,632	2,168,930	0	0	116,817,863
	MAYERTHORPE	77,361,480	0	24,755,303	2,477,230	0	115,840	104,709,853
	MCLENNAN	31,007,396	0	8,194,141	1,497,420	0	66,140	40,765,097
	MILK RIVER	63,884,480	27,280	9,736,326	1,489,560	0	0	75,137,646
	MILLET	200,943,227	70,600	30,720,767	3,682,390	0	128,400	235,545,384
	MORINVILLE	1,209,554,530	271,500	172,054,302	12,607,830	0	2,445,640	1,396,933,802
	MUNDARE	84,999,663	85,740	12,179,098	1,907,450	0	1,438,580	100,610,531
	NANTON	270,007,861	30,820	56,288,863	4,167,240	0	5,511,560	336,006,344
	NOBLEFORD	135,464,123	17,690	37,432,547	1,627,600	0	7,900,010	182,441,970
	OKOTOKS	5,381,460,147	1,040,120	756,162,048	33,165,420	0	0	6,171,827,735
	OLDS	1,243,462,149	623,110	374,238,665	15,523,530	0	32,040,380	1,665,887,834
	ONOWAY	84,337,560	77,930	35,053,524	2,244,930	0	938,700	122,652,644
	OYEN	70,652,215	28,750	19,248,939	2,451,120	0	77,000	92,458,024
	PEACE RIVER	649,233,824	63,830	251,320,411	16,234,550	0	357,100	917,209,715
	PENHOLD	398,709,520	396,840	33,336,612	7,275,330	0	2,747,720	442,466,022
	PICTURE BUTTE	184,361,454	69,290	37,879,748	2,345,710	0	1,816,610	226,472,812
	PINCHER CREEK	379,981,902	203,400	118,302,687	6,612,370	0	166,070	505,266,429
	PONOKA	693,730,498	332,500	181,661,725	11,288,300	0	3,097,630	890,110,653
	PROVOST	142,188,946	57,410	61,433,416	4,100,450	0	40,250	207,820,472
	RAINBOW LAKE	16,008,470	0	11,009,103	2,117,040	0	0	29,134,613
	RAYMOND	387,727,779	122,110	23,812,617	4,909,420	0	70,660	416,642,586
	REDCLIFF	601,302,124	5,735,810	197,653,458	11,764,330	0	8,874,490	825,330,212
	REDWATER	207,810,073	1,113,560	77,424,469	12,644,070	0	19,552,910	318,545,082
	RIMBEY	239,487,392	347,500	77,264,125	5,028,440	0	1,552,360	323,679,817

Provincial 2024 Equalized Assessment Report

Municipality Type	Municipality	Residential	Farmland	Non Residential (Non regulated)	NR Linear Property	NR Co-generating M&E	Machinery and Equipment	Grand Total
	ROCKY MOUNTAIN HOUSE	706,083,165	463,280	270,594,402	12,414,470	0	234,530	989,789,847
	SEDGEWICK	71,553,426	10,590	16,854,244	1,679,610	0	0	90,097,870
	SEXSMITH	265,654,551	424,400	43,148,663	8,024,250	0	545,600	317,797,464
	SLAVE LAKE	636,634,411	2,710	239,391,125	13,197,970	0	0	889,226,216
	SMOKY LAKE	76,894,471	95,100	16,790,213	3,074,350	0	34,300	96,888,434
	SPIRIT RIVER	64,990,000	52,240	16,448,939	3,400,640	0	13,900	84,905,719
	ST. PAUL	492,550,483	89,320	157,309,801	9,631,320	0	543,980	660,124,904
	STAVELY	55,138,384	29,120	10,865,528	1,071,200	0	868,640	67,972,872
	STETTLER	568,365,870	392,280	227,948,276	12,358,840	0	107,500	809,172,766
	STONY PLAIN	2,489,412,751	980,320	485,288,029	30,810,890	0	725,520	3,007,217,510
	STRATHMORE	1,858,644,496	404,780	297,617,757	56,676,460	0	620,390	2,213,963,883
	SUNDRE	327,124,939	154,000	85,272,459	13,238,790	0	76,870	425,867,058
	SWAN HILLS	47,865,758	0	21,181,487	8,351,680	0	864,680	78,263,605
	SYLVAN LAKE	2,408,466,553	358,200	320,110,997	23,100,350	0	1,154,120	2,753,190,220
	TABER	851,212,944	229,400	250,335,002	18,943,920	502,360	72,190,860	1,193,414,486
	THORSBY	81,232,745	0	18,312,006	3,188,070	0	968,860	103,701,681
	THREE HILLS	279,955,296	211,000	56,908,051	5,259,450	0	1,656,090	343,989,887
	TOFIELD	197,278,401	263,900	48,247,796	5,436,070	0	1,782,330	253,008,497
	TROCHU	73,119,704	25,000	14,957,629	1,975,550	0	261,890	90,339,773
	TWO HILLS	62,393,204	7,160	11,441,384	2,518,800	0	26,980	76,387,528
	VALLEYVIEW	136,033,065	65,900	72,295,890	5,739,270	0	521,000	214,655,125
	VAUXHALL	79,869,470	66,850	15,784,152	1,948,240	0	453,460	98,122,172
	VEGREVILLE	495,658,573	197,060	166,386,221	25,198,750	0	2,464,380	689,904,984
	VERMILION	409,355,370	65,590	155,322,954	19,668,350	0	1,683,900	586,096,164

Provincial 2024 Equalized Assessment Report

Municipality Type	Municipality	Residential	Farmland	Non Residential (Non regulated)	NR Linear Property	NR Co-generating M&E	Machinery and Equipment	Grand Total
	VIKING	70,966,663	14,730	19,635,621	2,361,590	0	769,810	93,748,414
	VULCAN	197,819,718	110,490	37,950,596	3,519,760	0	895,750	240,296,314
	WAINWRIGHT	643,219,423	173,450	239,448,988	13,767,870	0	8,984,780	905,594,511
	WEMBLEY	143,114,418	102,240	33,604,556	3,789,940	0	2,758,390	183,369,544
	WESTLOCK	414,712,099	482,400	172,216,363	8,932,760	0	3,013,710	599,357,332
	WHITECOURT	1,068,883,639	24,000	574,112,194	31,105,950	0	193,321,100	1,867,446,883
		65,175,415,865	25,197,230	15,027,968,190	1,084,476,990	502,360	1,008,037,970	82,321,598,605
Village	ACME	53,692,825	53,000	9,824,784	1,115,710	0	0	64,686,319
	ALBERTA BEACH	180,004,220	15,600	9,361,725	1,892,290	0	156,450	191,430,285
	ALIX	61,286,783	42,000	14,371,273	1,518,760	0	29,375,300	106,594,116
	ALLIANCE	6,823,452	0	2,546,312	322,810	0	113,540	9,806,114
	AMISK	11,492,508	0	516,060	946,140	0	0	12,954,708
	ANDREW	26,547,885	0	4,471,105	1,066,240	0	10,380	32,095,610
	ARROWWOOD	13,314,853	370	2,841,946	173,950	0	0	16,331,119
	BARNWELL	102,887,741	15,110	3,606,620	1,015,130	0	9,330	107,533,931
	BARONS	18,494,140	0	2,007,907	602,170	0	46,350	21,150,567
	BAWLF	32,902,260	0	1,246,390	531,810	0	0	34,680,460
	BEISEKER	79,656,378	93,000	25,010,985	4,050,580	0	55,770	108,866,713
	BERWYN	28,864,567	12,220	2,166,540	1,119,130	0	49,390	32,211,847
	BIG VALLEY	22,468,722	7,690	2,260,440	2,849,700	0	59,190	27,645,742
	BITTERN LAKE	22,387,229	131,160	1,493,309	781,060	0	241,010	25,033,768
	BOYLE	60,938,300	28,250	17,279,410	8,293,350	0	604,230	87,143,540
	BRETON	41,513,111	8,140	9,829,102	1,227,570	0	104,380	52,682,303
	CARBON	39,946,387	12,000	2,167,285	887,040	0	0	43,012,712

Provincial 2024 Equalized Assessment Report

Municipality Type	Municipality	Residential	Farmland	Non Residential (Non regulated)	NR Linear Property	NR Co-generating M&E	Machinery and Equipment	Grand Total
	CARMANGAY	18,899,414	8,550	1,803,439	733,530	0	25,460	21,470,393
	CAROLINE	26,733,293	13,000	10,339,150	1,095,690	0	39,500	38,220,633
	CHAMPION	23,340,147	0	2,980,078	707,750	0	127,460	27,155,435
	CHAUVIN	15,630,664	17,550	1,671,180	4,015,820	0	277,090	21,612,304
	CHIPMAN	18,273,376	203,150	1,323,407	3,001,410	0	0	22,801,343
	CLIVE	75,903,803	56,880	2,153,137	1,123,990	0	61,100	79,298,910
	CLYDE	30,137,114	3,800	1,774,935	839,940	0	59,740	32,815,529
	CONSORT	41,112,528	0	14,890,727	1,820,940	0	94,910	57,919,105
	COUTTS	14,478,780	7,610	8,813,603	635,880	0	0	23,935,873
	COWLEY	16,822,301	27,500	3,493,104	607,230	0	0	20,950,135
	CREMONA	43,446,773	40,000	6,170,850	1,000,120	0	0	50,657,743
	CZAR	9,798,966	0	1,617,924	442,750	0	0	11,859,640
	DELBURNE	80,638,099	78,000	10,126,110	1,530,630	0	0	92,372,839
	DELIA	13,346,103	17,870	2,842,690	578,370	0	62,000	16,847,033
	DONALDA	12,342,281	13,270	1,012,120	572,390	0	0	13,940,061
	DONNELLY	19,266,306	14,870	1,473,470	665,760	0	38,840	21,459,246
	DUCHESS	97,916,844	36,280	8,024,480	1,471,580	0	331,720	107,780,904
	EDBERG	7,986,400	0	236,836	99,710	0	0	8,322,946
	EDGERTON	24,868,063	0	2,671,280	1,079,840	0	141,260	28,760,443
	ELNORA	19,864,040	17,400	2,196,230	585,460	0	154,180	22,817,310
	EMPRESS	7,164,292	15,050	1,385,221	366,140	0	0	8,930,703
	FOREMOST	42,994,661	22,010	10,491,297	1,008,640	0	151,560	54,668,168
	FORESTBURG	58,030,607	36,210	7,928,798	1,938,690	0	39,930	67,974,235
	GIROUXVILLE	12,995,185	7,760	2,096,270	593,790	0	26,380	15,719,385

Provincial 2024 Equalized Assessment Report

Municipality Type	Municipality	Residential	Farmland	Non Residential (Non regulated)	NR Linear Property	NR Co-generating M&E	Machinery and Equipment	Grand Total
	GLENDON	36,300,586	24,940	3,530,885	1,256,190	0	145,140	41,257,741
	GLENWOOD	29,514,021	2,330	1,843,573	600,480	0	0	31,960,404
	HALKIRK	5,732,115	4,280	1,545,260	186,790	0	60,800	7,529,245
	HAY LAKES	48,418,740	0	1,308,111	638,690	0	0	50,365,541
	HEISLER	6,744,372	0	1,032,650	345,620	0	0	8,122,642
	HILL SPRING	21,692,141	1,250	708,720	411,100	0	0	22,813,211
	HINES CREEK	13,333,575	29,430	4,476,430	846,700	0	3,312,000	21,998,135
	HOLDEN	17,265,944	18,380	6,159,613	2,495,550	0	915,930	26,855,417
	HUGHENDEN	10,403,285	1,860	1,102,384	461,480	0	0	11,969,009
	HUSSAR	11,995,167	1,000	2,255,400	407,460	0	2,089,280	16,748,307
	INNISFREE	9,596,374	0	1,956,361	1,220,140	0	55,080	12,827,955
	IRMA	36,908,979	0	6,464,740	1,194,140	0	443,420	45,011,279
	KITSCOTY	82,450,164	0	5,312,349	1,793,950	0	153,540	89,710,003
	LINDEN	65,712,309	75,000	16,257,005	1,190,780	0	2,437,980	85,673,074
	LOMOND	10,500,730	5,770	2,050,760	283,050	0	91,560	12,931,870
	LONGVIEW	52,057,277	12,700	10,880,280	2,006,440	0	1,046,760	66,003,457
	LOUGHEED	12,586,524	720	4,264,075	586,450	0	385,630	17,823,399
	MANNVILLE	42,034,187	0	7,131,612	1,637,270	0	353,930	51,156,999
	MARWAYNE	35,927,175	13,230	3,567,011	876,110	0	103,260	40,486,786
	MILO	9,301,965	15,520	3,240,813	163,020	0	15,520	12,736,838
	MORRIN	13,660,807	7,700	623,160	577,620	0	0	14,869,287
	MUNSON	16,747,885	87,830	793,000	523,590	0	265,920	18,418,225
	MYRNAM	14,386,220	42,960	950,190	501,100	0	48,490	15,928,960
	NAMPA	22,370,070	11,000	16,118,700	1,942,570	0	2,824,000	43,266,340

Provincial 2024 Equalized Assessment Report

Municipality Type	Municipality	Residential	Farmland	Non Residential (Non regulated)	NR Linear Property	NR Co-generating M&E	Machinery and Equipment	Grand Total
	PARADISE VALLEY	8,434,722	1,340	1,031,160	323,840	0	39,450	9,830,512
	ROCKYFORD	25,076,885	22,530	5,799,511	489,180	0	237,460	31,625,566
	ROSALIND	12,159,344	0	2,146,380	315,320	0	306,760	14,927,804
	ROSEMARY	28,585,677	0	1,793,950	435,820	0	97,740	30,913,187
	RYCROFT	34,530,996	9,810	23,657,530	1,465,370	0	0	59,663,706
	RYLEY	25,693,741	9,700	9,337,171	2,280,380	0	726,130	38,047,122
	SPRING LAKE	145,917,096	0	2,767,580	420,170	0	0	149,104,846
	STANDARD	31,580,515	33,880	13,171,835	705,890	0	1,256,600	46,748,720
	STIRLING	115,135,967	12,710	2,248,910	1,538,560	0	0	118,936,147
	VETERAN	9,136,106	2,640	1,922,369	623,180	0	70,560	11,754,855
	VILNA	11,142,391	6,400	1,240,487	814,640	0	0	13,203,918
	WARBURG	47,653,827	24,400	9,863,965	1,426,930	0	181,520	59,150,642
	WARNER	25,616,103	3,830	3,911,173	455,290	0	692,420	30,678,816
	WASKATENAU	15,959,488	0	1,234,000	560,890	0	0	17,754,378
	YOUNGSTOWN	8,847,662	0	1,569,690	495,530	0	0	10,912,882
		2,706,322,533	1,538,440	403,786,322	89,406,770	0	50,813,330	3,251,867,395
Summer Village	ARGENTIA BEACH	91,166,908	0	0	313,770	0	0	91,480,678
	BETULA BEACH	31,428,067	0	0	57,310	0	0	31,485,377
	BIRCH COVE	14,183,959	0	0	54,950	0	0	14,238,909
	BIRCHCLIFF	198,858,958	0	1,414,470	481,380	0	19,390	200,774,198
	BONDISS	66,755,324	0	505,360	259,700	0	0	67,520,384
	BONNYVILLE BEACH	26,653,020	0	0	177,360	0	0	26,830,380
	BURNSTICK LAKE	21,081,918	0	0	34,860	0	0	21,116,778
	CASTLE ISLAND	13,898,034	0	0	16,430	0	0	13,914,464

Provincial 2024 Equalized Assessment Report

Municipality Type	Municipality	Residential	Farmland	Non Residential (Non regulated)	NR Linear Property	NR Co-generating M&E	Machinery and Equipment	Grand Total
	CRYSTAL SPRINGS	93,032,889	0	0	321,340	0	0	93,354,229
	GHOST LAKE	49,089,453	0	0	69,860	0	0	49,159,313
	GOLDEN DAYS	143,559,485	9,660	294,110	572,340	0	76,490	144,512,085
	GRANDVIEW	112,229,688	0	0	286,050	0	0	112,515,738
	GULL LAKE	105,193,505	0	969,300	228,570	0	0	106,391,375
	HALF MOON BAY	47,520,576	0	0	41,800	0	0	47,562,376
	HORSESHOE BAY	16,511,708	0	0	193,470	0	0	16,705,178
	ISLAND LAKE	117,457,265	0	213,860	480,570	0	0	118,151,695
	ISLAND LAKE SOUTH	32,364,618	0	0	108,580	0	0	32,473,198
	ITASKA BEACH	48,633,263	0	0	154,990	0	0	48,788,253
	JARVIS BAY	191,430,353	0	0	368,940	0	0	191,799,293
	KAPASIWIN	34,317,495	0	0	84,310	0	0	34,401,805
	LAKEVIEW	18,001,543	0	0	68,170	0	0	18,069,713
	LARKSPUR	34,550,000	0	0	58,610	0	0	34,608,610
	MA-ME-O BEACH	106,514,176	0	1,562,750	510,790	0	0	108,587,716
	MEWATHA BEACH	60,038,168	0	12,680	230,950	0	0	60,281,798
	NAKAMUN PARK	43,107,286	0	0	151,180	0	0	43,258,466
	NORGLIWOLD	234,553,258	0	0	582,850	0	0	235,136,108
	NORRIS BEACH	38,182,164	0	0	175,670	0	0	38,357,834
	PARKLAND BEACH	79,376,687	0	2,122,498	350,330	0	0	81,849,515
	PELICAN NARROWS	54,087,884	1,080	0	309,170	0	0	54,398,134
	POINT ALISON	25,436,048	0	0	76,780	0	0	25,512,828
	POPLAR BAY	104,243,434	610	0	395,590	0	0	104,639,634
	ROCHON SANDS	63,448,676	3,100	78,710	367,240	0	0	63,897,726

Provincial 2024 Equalized Assessment Report

Municipality Type	Municipality	Residential	Farmland	Non Residential (Non regulated)	NR Linear Property	NR Co-generating M&E	Machinery and Equipment	Grand Total
	ROSS HAVEN	63,760,186	0	0	222,000	0	0	63,982,186
	SANDY BEACH	48,363,260	0	393,252	235,560	0	0	48,992,072
	SEBA BEACH	187,577,127	0	2,963,750	729,110	0	0	191,269,987
	SILVER BEACH	96,490,788	0	0	200,890	0	0	96,691,678
	SILVER SANDS	63,869,916	4,100	885,300	369,220	0	0	65,128,536
	SOUTH BAPTISTE	21,255,968	0	634,430	133,820	0	0	22,024,218
	SOUTH VIEW	19,847,688	0	0	132,560	0	0	19,980,248
	SUNBREAKER COVE	151,165,490	0	0	163,000	0	0	151,328,490
	SUNDANCE BEACH	66,183,716	0	0	86,840	0	0	66,270,556
	SUNRISE BEACH	29,659,720	17,090	0	145,470	0	0	29,822,280
	SUNSET BEACH	36,839,949	0	0	152,890	0	0	36,992,839
	SUNSET POINT	74,574,423	0	0	193,250	0	0	74,767,673
	VAL QUENTIN	50,712,346	0	0	292,150	0	0	51,004,496
	WAIPAROUS	37,972,230	0	0	48,540	0	0	38,020,770
	WEST BAPTISTE	38,462,969	0	0	134,100	0	0	38,597,069
	WEST COVE	59,479,017	0	0	210,930	0	0	59,689,947
	WHISPERING HILLS	49,482,651	0	12,560	278,920	0	0	49,774,131
	WHITE SANDS	120,871,038	630	0	600,250	0	0	121,471,918
	YELLOWSTONE	38,146,068	0	0	167,420	0	0	38,313,488
		3,571,620,360	36,270	12,063,030	12,080,830	0	95,880	3,595,896,370
Improvement District	I.D. NO. 04 (WATERTON)	190,218,531	0	70,560,810	692,860	0	0	261,472,201
	I.D. NO. 09 (BANFF)	121,792,200	0	688,262,410	42,800,520	0	0	852,855,130
	I.D. NO. 12 (JASPER NATIONAL PARK)	6,176,500	0	19,483,990	37,721,860	0	0	63,382,350
	I.D. NO. 13 (ELK ISLAND)	373,500	0	5,191,170	748,840	0	0	6,313,510

Provincial 2024 Equalized Assessment Report

Municipality Type	Municipality	Residential	Farmland	Non Residential (Non regulated)	NR Linear Property	NR Co-generating M&E	Machinery and Equipment	Grand Total
	I.D. NO. 24 (WOOD BUFFALO)	2,447,900	0	514,990	752,350	0	0	3,715,240
	KANANASKIS IMPROVEMENT DISTRICT	70,267,696	0	78,031,820	45,216,630	0	24,177,410	217,693,556
		391,276,327	0	862,045,190	127,933,060	0	24,177,410	1,405,431,987
Special Area	SPECIAL AREAS BOARD	295,634,566	324,874,360	206,879,118	2,380,305,360	0	461,192,300	3,668,885,704
		295,634,566	324,874,360	206,879,118	2,380,305,360	0	461,192,300	3,668,885,704
Not Incorporated	TOWNSITE OF REDWOOD MEADOWS ADMIN SOC	227,765,738	0	0	0	0	0	227,765,738
		227,765,738	0	0	0	0	0	227,765,738
		698,585,941,901	6,223,860,421	181,954,486,939	74,521,645,610	1,838,370	99,160,794,937	1,060,448,568,178